

# STAND OUT



**EL & EL Wood Products**  
**FIBERGLASS ENTRY DOORS**



Due to manufacturing, supply issues & discontinuations; specific styles and sizes of doors are subject to stock on-hand, and availability.





*Smooth Door with Modern Doorglass Inserts  
Glass: Clear | Door: BLS-840C3-010-X*





# EL & EL Wood Products

*Millwork that creates distinction.*

## Smooth & Textured Fiberglass Entry Systems

EL & EL Wood Products and Masonite are committed to delivering unsurpassed performance and service in exterior fiberglass doors and glass products. We want to provide not just a door, but a total experience, giving you a complete line of products, and service to elevate the style of your home.

We are your leading source for the latest trend insights and design ideas, delivering distinctive door styles that complement any home and personal taste. From the classic lines of our Heritage Series™ collection to the wide open views of our VistaGrande® series, we offer the breadth of exterior fiberglass door and glass options to meet any performance, material and design need, so you always have the right answer for wherever your designs take you.

Every product we offer is the result of years of research, design, engineering and development that begins at the Masonite Innovation Center in suburban Chicago, the largest facility of its kind in the industry. It is this dedication to a fully integrated design process that sets us apart from the competition and ensures every product we deliver lives up to our exacting standards for quality, consistency and craftsmanship.

### YOUR TRUSTED PARTNER

EL & EL Wood Products and Masonite are not just a trusted leader in exterior doors; we are a powerful partner who helps you elevate the role a door plays in your projects—creating more inspiring customer experiences and stronger business results.



# EL & EL Wood Products and Masonite

A LITTLE BIT OF HISTORY OF EL & EL MASONITE PARTNERSHIP

## Why Masonite Fiberglass Exterior Doors?



- ▲ The appearance of a wood stile and rail door. Improved fiberglass skins with deeper, more pronounced grain.
- ▲ Hardwood LVL stiles with true square wood door edges and a composite edge on the bottom of the door.
- ▲ Most doors stocked with low-E glass and many with 10" ADA Compliant bottom rails.
- ▲ Authentic architectural styles and designs inspired by true millwork craftsmanship.
- ▲ Barrington® doors feature a superior woodgrain texture, with optional wrought iron glass inserts that offer the ultimate in style and durability.
- ▲ Competitively priced.
- ▲ VistaGrande® flushed glazed doors use 1" OD IG glass vs. 5/8" on competitors doors. Warm-edge spacers increasing performance and life expectancy up to 9x.
- ▲ All VistaGrande Mini-blind doors are standard Low-E glass.
- ▲ Newly designed VistaGrande® Flush-Glazed doors, in smooth or fir grain textures, offers a 18% wider viewing area and cleaner appearance over traditional glass inserts.
- ▲ Masonite now offers a classic Recessed 3-panel Craftsman door with several beautiful glass options.
- ▲ The improved Masonite is vertically integrated with complete supply chain control using higher quality components and exacting standards for quality, consistency and craftsmanship.

## Why Masonite, the company?

- ▲ Leading global designer and manufacturers of interior and exterior doors.
- ▲ Innovative with a full-time team dedicated to future trends 5-years even 10-years out.
- ▲ Using eMerge, the online configurator, quote, change or send a purchase order from your office, your car, in the field or while traveling (*as long as internet service is available*).
- ▲ Masonite strives to continually improve upon their doors performance by engaging their R&D team to discover new technologies and materials that lead to next generation products.
- ▲ All Masonite products go through an extensive testing and certification process for durability, wear, impact resistance and overall performance.

 Made in America

 **MASONITE®**  
DOORS



# TABLE OF CONTENTS

## EL & EL PREFINISH

Standard Textured Fiberglass Stain Colors.....	6
Standard Smooth Fiberglass Paint Colors.....	7

## MASONITE FIBERGLASS DOORS

Fiberglass Doors Distinct Features.....	8
---	---

## HOW TO READ DOOR CODE

Door Part Number Key.....	9
---------------------------	---

## MASONITE FIBERGLASS DOOR SKINS

Belleville® VistaGrande® Heritage Series™ Barrington®	10
---	----

## DOOR STYLE QUICK REFERENCE

Belleville.....	12
Heritage Series.....	13
Modern.....	13
Barrington Sierra & Barrington Flagstaff.....	14
VistaGrande Full-Lite.....	15
VistaGrande 3/4 Lite.....	16
VistaGrande 1/2 Lite.....	17

## VISTAGRANDE® VS STANDARD LITE KIT

Lite Kit – Comparison.....	18
----------------------------	----

## DUTCH DOOR

Dutch Door – Overview.....	19
----------------------------	----

## SIMULATED DIVIDED LIGHT (SDL)

SDL Overview.....	20
-------------------	----

## TEXTURED GLASS OPTIONS

Textured Glass Options.....	21
-----------------------------	----

## MODERN DOORS

Modern Doorglass Inserts.....	22
Modern Doors with Decorative Glass.....	24
Modern Doors with 8" Squares.....	26
Modern Door with Sidelite Insert.....	28
Modern Grooved Doors.....	30

## VISTAGRANDE® (FLUSH-GLAZED)

VistaGrande Overview.....	32
Clear & Low-E.....	34
Textured Glass.....	36
6/8 Grids Between Glass.....	38
8/0 Grids Between Glass.....	42
6/8 SDL Bars.....	44
8/0 SDL Bars.....	46
Modern Horizontal SDL Bars.....	48
VistaGrande - Mini Blinds.....	50

## GLASS INSERTS

Mini Blinds & Vents Overview.....	52
Clear & Low-E.....	54
Craftsman Clear Low-E.....	56
Craftsman Clear Low-E SDL.....	58
Textured Glass.....	60

## PANEL DOORS

In-Stock Doors without Glass.....	62
-----------------------------------	----

## BARRINGTON DOORS

Barrington Flagstaff®.....	64
Barrington Sierra®.....	65

## DECORATIVE GLASS FAMILIES

Adelaide, Artisan, Beverly, Castellon.....	67
Cruz, Dahlia, Element, Frontier.....	68
Harlow, Iron Springs, Kordella, Marco.....	69
Modena, Naples, Niagara, Panama.....	70
Riverside, Royston, Sophia, Tanglewood.....	71

## DECORATIVE GLASS SLABS

Adelaide.....	72
Artisan.....	74
Beverly.....	76
Castellon.....	78
Craftsman Collection - Overview.....	80
Craftsman - Adelaide.....	82
Craftsman - Artisan, Beverly, Castellon, Element.....	83
Craftsman - Frontier.....	84
Craftsman - Marco, Naples, Riverside, Royston.....	85
Cruz (661).....	86
Element (328).....	88
Frontier (612).....	90
Harlow (52).....	92
Kordella (686).....	94
Marco (331).....	96
Modena (12).....	98
Naples (366).....	100
Niagara (64) or (65).....	102
Panama (724) or (725).....	104
Riverside (56).....	106
Royston (34).....	108
Sophia (39) or (40).....	110
Wrought Iron – Dahlia (49) Barrington.....	112
Wrought Iron – Iron Springs (918) Barrington.....	114
Wrought Iron – Iron Springs (918) Belleville.....	116
Wrought Iron – Tanglewood (926) Barrington.....	118
Wrought Iron – Tanglewood (926) Belleville.....	120

## RUSTIC DOOR – DECORATIVE OPTIONS

Speakeasy, Clavos, Straps.....	123
--------------------------------	-----

## 5/0 ENTRY SYSTEMS

Cross Reference.....	124
Beverly (42) Entry.....	126
Castellon (47) Entry.....	127
Chord (115) Entry.....	128
Double Water (113) Entry.....	129
Element (328) Entry.....	130
Harlow (52) Entry.....	131
Iron Springs (918) Entry.....	132
Marco (331) Entry.....	133
Modena (12) Entry.....	134
Niagara (64) or (65) Entry.....	135
Panama (725) or (724) Entry.....	136
Pear (116) Entry.....	137
Pearl (140) Entry.....	138
Riverside (56) Entry.....	139
Tanglewood (926) Entry.....	140

## DOOR DETAILS

How to Measure Your Door.....	142
Find your door handing.....	142
Prehung net unit measurements.....	143
Quality & Efficiency.....	144
Energy Star Details.....	145
Hinge Options.....	146
About Composite Frames.....	147

## MASONITE STC COMPLIANT / FIRE-RATED / ADA

STC (Acoustical Performance).....	148
Fire-Rated & ADA Overview.....	149
Fire Ratings & ADA.....	150

## WARRANTIES

Exterior Door & Glass Limited Warranty.....	152
Prefinish Residential Warranty.....	154

COVER PHOTO:  
Double Door, VistaGrande textured glass with Modern Horizontal SDL Bars

Due to manufacturing, supply issues & discontinuations; specific styles and sizes of doors are subject to stock on-hand, and availability.





# EL & EL Wood Products

Millwork that creates distinction.

## Standard Textured Fiberglass Door Stain Colors

Have EL & EL stain your textured fiberglass door today! We have an array of beautiful stain colors to choose from.



Barrington Sierra® 2 Panel Arch Plank Door: BSP-2P

## Stain Colors for Oak, Fir and Mahogany Textured Doors

Oak Grain											
	English Walnut	Pecan	Medium Oak	Moorish Teak	Antique Cherry	Red Mahogany	Antique Oak	Walnut	Brown Mahogany		
	Fir Grain										
		English Walnut	Pecan	Medium Oak	Moorish Teak	Antique Cherry	Red Mahogany	Antique Oak	Walnut	Brown Mahogany	
		Mahogany									
			English Walnut	Pecan	Medium Oak	Moorish Teak	Antique Cherry	Red Mahogany	Antique Oak	Walnut	Brown Mahogany

Why doesn't the color of my door look exactly like it does in the catalog or website?

Due to the limitations of photography, there is no guarantee that your product's colors will have the same appearance as they do in print or online. We always recommend you see an actual sample before deciding on a color choice. Contact a EL & EL dealer to request a color chip sample.




# Standard Paint Colors

EL & EL will paint any of our smooth or textured fiberglass doors. All you have to do is choose from the wide variety of colors we have to offer!



**Salty Dog**



**Blue**



**Cranberry**



**Green**




**Brown**



**Sand**



**Pewter Cast**



**Beige**



**Black**



**White**



**Window White**




**Patio White**

# Contemporary Classic Paint Colors

Exciting in-stock colors designed to compliment our Contemporary Classics Collection, but use them on ANY EL & EL Smooth or Textured Fiberglass door to add a pop of color, no matter the style of your home!



**Electric Glow**



**Orange Jewel**

*Custom color options also available.*



**Red Hot**



**Rare Turquoise**



**Midnight Blush**



**In the Tropics**




*Smooth Belleville Door with Modern Doorglass Inserts  
Door: BLS-840C3-Frosted-X*

Due to manufacturing, supply issues & discontinuations; specific styles and sizes of doors are subject to stock on-hand, and availability.

# Fiberglass Doors Distinct Features



With high-impact compression-molded skins that will not splinter, dent, rot or rust, our Masonite smooth and textured fiberglass doors are virtually maintenance free. With LVL Top Rail & Stiles, and a high strength composite bottom rail, the Masonite fiberglass door, from EL & EL Wood Products, when partnered with our composite frame system, will not only stand up to the elements, but will also provide years of satisfaction.



## LIMITED LIFETIME WARRANTY

Included on all Masonite doors, for years upon years of beauty, comfort & security.

## EL & EL PAINT & STAIN FINISHING

Enhance the beauty and value of your door with any of our quality coatings, for a completely finished & ready-to-install door system. (Optional) Prefinished doors come with up to a 5 Year warranty.




## COMPOSITE FRAMES

Ensures door frame and moulding will not absorb moisture and resists splitting, rotting and insect damage.

*Available in; Smooth Primed, Oak Grain, Fir Grain, and Mahogany Grain.*

## SIMPLE SOLUTION® CORNER PADS

Added protection against water and air infiltration.



## Z-SERIES® ADJUSTABLE CAP SILL

Provides an improved barrier against air and water intrusion.

## CONTINUOUS SIDELITE SILL

Features a high dam barrier for critical weather tight protection where the jambs meet the sill.

## HIGH DENSITY POLYURETHANE FOAM

Provides 5 times the insulation value of wood doors.

## HIGH PERFORMANCE SWEEP

Provides a tight seal against drafts.

## WORLD MANUFACTURING & SUPPLY ISSUES

Due to current manufacturing & supply issues, specific styles and sizes of doors are subject to stock on hand, and product availability.





# Door Codes Defined

<b>DOOR MATERIAL</b>	<b>GLASS SHAPE &amp; SIZE</b>	<b>GLASS DESIGN &amp; CAMING</b>	<b># VISIBLE DOOR PANELS</b>
<b>BMT</b>	<b>404</b>	<b>331</b>	<b>1</b>
<b>SIDELITE MATERIAL</b>	<b>152</b>	<b>331</b>	<b>X</b>

SL = sidelite



BMT-404-331-1  
(2<sup>8</sup> 2<sup>10</sup> 3<sup>0</sup>)

BMTSL-152-331-X  
(1<sup>0</sup> 1<sup>2</sup>)

Door Widths Available →

## DOOR MATERIAL

	<b>BMT</b> Belleville® mahogany fiberglass
	<b>BFT</b> Belleville® fir fiberglass
	<b>BLT</b> Belleville® oak fiberglass
	<b>BLS</b> Belleville® smooth fiberglass
	<b>BSP</b> Barrington® Fiberglass
	<b>BSN</b> Sierra® Plank
	<b>BSN</b> Sierra® No Plank
	<b>BFS</b> Flagstaff®
	Heritage Series™ Craftsman fiberglass
	<b>HFT</b> Fir
	<b>HGS</b> Smooth
	VistaGrande® Flush-Glazed fiberglass
	<b>VSG</b> Smooth
	<b>VFT</b> Fir Textured

## GLASS LITE SHAPE & SIZE

<b>Rectangle Lite</b>			
<b>106</b>	22" x 36"	<b>426</b>	26" x 48"
<b>108</b>	20" x 20"	<b>450</b>	8" x 48"
<b>114</b>	14" x 64"	<b>464</b>	24" x 64"
<b>120</b>	20" x 64"	<b>701</b>	24" x 80"
<b>122</b>	22" x 64"	<b>700</b>	28" x 80"
<b>126</b>	26" x 36"	<b>617</b>	8" x 17"
<b>129</b>	8" x 36"	<b>680</b>	8" x 6"
<b>151</b>	8" x 64"	<b>682</b>	8" x 8"
<b>152</b>	7" x 64"	<b>626</b>	26" x 74"
<b>160</b>	20" x 36"	<b>726</b>	26" x 68"
<b>217</b>	22" x 17"	<b>810</b>	22" x 80"
<b>228</b>	22" x 10"	<b>814</b>	14" x 80"
<b>246</b>	24" x 36"	<b>820</b>	20" x 80"
<b>404</b>	22" x 48"	<b>826</b>	26" x 80"
<b>406</b>	24" x 47"	<b>852</b>	8" x 80"
<b>416</b>	28" x 47"	<b>926</b>	26" x 64"

<b>Camber-Top Lite</b>	
<b>107</b>	22" x 37-1/2"
<b>247</b>	24" x 36"
<b>407</b>	24" x 47"
<b>417</b>	28" x 47"
<b>465</b>	24" x 64"
<b>702</b>	24" x 80"
<b>Oval Lite</b>	
<b>300</b>	20" x 57"
<b>304</b>	16" x 40"
<b>306</b>	15" x 55"

<b>Round-Top Lite</b>	
<b>201</b>	8" x 58"
<b>203</b>	8" x 42"
<b>Camber-Top Fan Lite</b>	
<b>137</b>	22" x 10"
<b>Fan Lite</b>	
<b>135</b>	22" x 10"

## GLASS DESIGN

<b>21</b>	Adelaide	<b>AB</b>
<b>26</b>	Artisan	<b>AB</b>
<b>42</b>	Beverly	<b>AB</b>
<b>47</b>	Castellon	<b>PL</b>
<b>115</b>	Chord	<b>T</b>
<b>661</b>	Cruz	<b>AB</b>
<b>49</b>	Dahlia	<b>WR</b>
<b>113</b>	Double Water	<b>T</b>
<b>328</b>	Element	<b>AB</b>
<b>312</b>	Frontier	<b>AB</b>
<b>52</b>	Harlow	<b>AB</b>
<b>918</b>	Iron Springs	<b>WR</b>
<b>686</b>	Kordella	<b>AB</b>
<b>331</b>	Marco	<b>AB</b>
<b>778</b>	Marquise	<b>PL</b>
<b>12</b>	Modena	<b>PL</b>
<b>366</b>	Naples	<b>AB</b>
<b>64</b>	Niagara	<b>AB</b>
<b>65</b>	Niagara	<b>B</b>
<b>116</b>	Pear	<b>T</b>
<b>140</b>	Pearl	<b>T</b>
<b>724</b>	Panama	<b>B</b>
<b>725</b>	Panama	<b>PL</b>
<b>119</b>	Quill	<b>T</b>
<b>56</b>	Riverside	<b>SE</b>
<b>61</b>	Rooftop	<b>T</b>
<b>34</b>	Royston	<b>AB</b>
<b>39</b>	Sophia	<b>AB</b>
<b>40</b>	Sophia	<b>PL</b>
<b>926</b>	Tanglewood	<b>WR</b>

## GLASS CAMING & PRIVACY

**WR** Wrought Iron  
**AB** Antique Black  
**PL** Platinum  
**B** Brass  
**T** Textured

**PRIVACY RATING**  
1 Least Obscure    3    10 Most Obscure

MANUFACTURE: MASONITE DOORS    TRIMLITE

## # VISIBLE DOOR PANELS

Sample selection of door panels shown




# Fiberglass Door Collections




Barrington Sierra Plank | Door: BSP-1R with Clavos


BELLEVILLE®  
FIBERGLASS



**Mahogany**



**Oak**



**Fir**




**Smooth**

▲ Belleville® doors feature distinct architectural details, a reinforced lock area and thousands of customizable glass and panel combinations to choose from.



# Fiberglass Door Collections

VISTAGRANDE®  
FLUSH-GLAZED FIBERGLASS




Fir



Smooth

- ▲ VistaGrande. Flush-Glazed doors offer a wider viewing area and cleaner appearance over traditional glass inserts. Stile and rail features provide an authentic wood door look.

HERITAGE SERIES™  
FIBERGLASS



Fir



Smooth

- ▲ Heritage Series. Craftsman door designs are available as opaque applications in both 6'8" and 8'0" applications to provide privacy and security or add one of the designs from our Craftsman decorative glass collection.


BARRINGTON®  
FIBERGLASS



Sierra Plank



Sierra Slab



Flagstaff

- ▲ Featuring superior woodgrain texture, and wider glass, Barrington® doors offer the ultimate in style and durability.

NOTE: Fiberglass Door colors throughout this catalog are shown unfinished and the colors shown may not accurately represent the actual primed color.

Masonite®, "Open to extraordinary..." AvantGuard®, Barrington®, Belleville®, Cheyenne®, Heritage Series®, Fast-Frame®, Flagstaff®, Sierra®, Storm Guard®, Masonite Expo®, Masonite Classic®, Masonite Iron®, Masonite Linea®, Masonite Textures®, Masonite Panels®, Chelsea®, Cruz®, Cuzco®, Element®, Frontier®, Georgian®, Iron Springs®, Kordella®, Madrid®, Marco®, Naples®, Panama®, Pearl®, Quill®, Tanglewood®, and VistaGrande® are trademarks of Masonite International Corporation. Please check with your Metrie EL & EL Sales Person for current warranty terms and conditions. Our continuing program of product improvement makes specification, design and product detail subject to change without notice.

06/22 Printed in the USA ©2022 Metrie EL & EL, LLC.




# Belleville® Fiberglass



Glass: Clear Modern Center | Door: BLT-151C-010-X

See Belleville doors starting on page: 72



**FLUSH**  
Smooth / Oak / 20 min  
6/8, 7/0, 8/0



**2-PANEL SQUARE TOP**  
Smooth / Oak / 20 min  
6/8, 8/0



**2-PANEL ROMAN**  
Smooth / 20 min  
6/8, 8/0



**2-PANEL CHEYENNE**  
Smooth / 20 min  
6/8, 8/0



**4-PANEL**  
Smooth / Oak / 20 min  
6/8, 8/0



**6-PANEL**  
Smooth / Fir / Oak  
Mahogany / 20 min.  
6/8, 8/0



**BLANK TOP 4-PANEL**  
Smooth / Oak Textured  
6/8



**PARLIAMENT**  
Smooth / Oak /  
Mahogany  
6/8, 8/0



**HOLLISTER**  
Smooth / Fir / Mahogany  
6/8, 8/0



**ARCH TOP 3-PANEL**  
Smooth / Oak Textured  
6/8, 8/0





# Heritage Collection™ & Modern Doors



Glass: Pearl | Door: HFT-217-116-2-SDLC6



Glass: Pearl | Door: BLS-151L1-140-X

See Heritage Collection doors starting on page: 80  
See Modern doors starting on page: 24



**CRAFTSMAN**  
Smooth / Fir Textured  
6/8, 8/0




**CRAFTSMAN SIDELITE**  
Smooth / Fir Textured  
6/8, 8/0




**MODERN 1-LITE**  
Smooth / Oak Textured  
6/8, 8/0



**MODERN 2-LITE**  
Smooth / Oak Textured  
6/8, 8/0



**MODERN GROOVE  
5 HORIZONTAL**  
Smooth / Oak Textured  
6/8, 8/0



**MODERN GROOVE  
5 HORIZONTAL  
1 VERTICAL**  
Smooth / Oak Textured  
6/8, 8/0



**MODERN GROOVE  
5 HORIZONTAL  
2 VERTICAL**  
Smooth / Oak Textured  
6/8, 8/0



# Barrington® Sierra® & Barrington® Flagstaff®



Sidelite: BFS-154-116-X | Door: BFS-P

See Barrington doors starting on page: 64, 112

**2-PANEL**  
Camber Top  
6/8, 8/0



**2-PANEL PLANK**  
Camber Top  
6/8, 8/0



**1-PANEL PLANK**  
Camber Top  
6/8, 8/0



**FLAGSTAFF PLANK**  
6/8, 8/0



**2-PANEL**  
Camber & Arch Top  
6/8, 8/0



**2-PANEL PLANK**  
Camber & Arch Top  
6/8, 8/0



**1-PANEL PLANK**  
Camber & Arch Top  
6/8, 8/0



**FULL LITE**  
Sidelite  
6/8, 8/0









# VistaGrande® Full-Lite Smooth & Fir Textured



Glass: Clear | Door: VSG-122-010-X

See VistaGrande Full-Lite doors starting on page:35





# VistaGrande® 3/4 Lite Smooth & Fir Textured



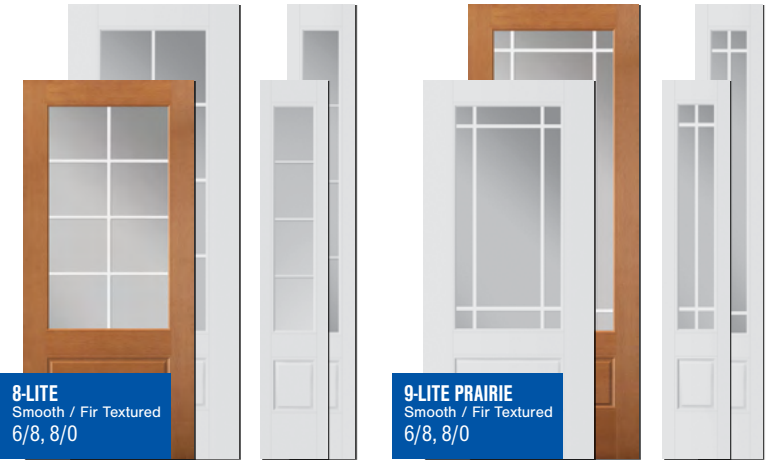
Glass: Pearl | Door: VSG-426-140-1  
Modern Bars: DSLD3.5-3

See VistaGrande 3/4 Lite doors starting on page: 35  
See VistaGrande Modern doors starting on page: 48



**3/4-LITE**  
Smooth / Fir Textured  
6/8, 8/0

**6-LITE**  
Smooth / Fir Textured  
6/8, 8/0



**8-LITE**  
Smooth / Fir Textured  
6/8, 8/0

**9-LITE PRAIRIE**  
Smooth / Fir Textured  
6/8, 8/0



**3-LITE CRAFTSMAN**  
Smooth / Fir Textured  
6/8, 8/0

**4-LITE CRAFTSMAN**  
Smooth / Fir Textured  
6/8, 8/0



**MINI BLINDS**  
Smooth / Fir Textured  
6/8, 8/0





# VistaGrande® 1/2 Lite Smooth & Fir Textured



Glass: Clear | Door: VFT-106-010-1

See VistaGrande 1/2 Lite doors starting on page: 35



**1/2-LITE**  
Smooth / Fir Textured  
6/8



**4-LITE**  
Smooth / Fir Textured  
6/8



**6-LITE**  
Smooth / Fir Textured  
6/8



**3-LITE CRAFTSMAN**  
Smooth / Fir Textured  
6/8



**4-LITE CRAFTSMAN**  
Smooth / Fir Textured  
6/8



**9-LITE PRAIRIE**  
Smooth / Fir Textured  
6/8



**9-LITE**  
Smooth / Fir Textured  
6/8




**1/2-LITE MINI BLIND**  
Smooth / Fir Textured  
6/8



## VistaGrande® vs. Standard Lite Kit



Glass: Clear | Door: VFT-926-04C-X



Glass: Clear | Door: BMT-106-010-2P

## THE BIG DECISION...

EL & EL offers a variety of glass options in both Flush-Glazed and Standard Lite Kit Inserts. Obscurity levels range from glass that lets in plenty of light and visibility to options that keep your privacy their top concern. Giving you complete control of the customization of your entry door.

The first and biggest decision being "Do I want Flush-Glazed glass or a lite kit insert?"

### VistaGrande (Flush-Glazed) Profile

- ▲ Glass Permanently installed
- ▲ 18% wider glass area, than Standard Lite Kit.
- ▲ A limited selection of glass styles available (page 32-50)
- ▲ Add smooth SDL Bars - for more style options (page 44-49)
- ▲ Non-Replaceable - When Glass is cracked or broken entire door panel must be replaced
- ▲ Clean Flush Look
- ▲ More energy efficient door glass, than Standard Lite Kit.



### Standard Lite Kit Insert Profile

- ▲ Glass installed into multi part lite kit
- ▲ A large selection of decorative glass styles available (page 67-120)
- ▲ Replaceable - Broken Lite Kits can be simply unscrewed or unclipped and replaced with a new unit.
- ▲ Many of the glass frames have screws & plugs.







# Dutch Door Conversion

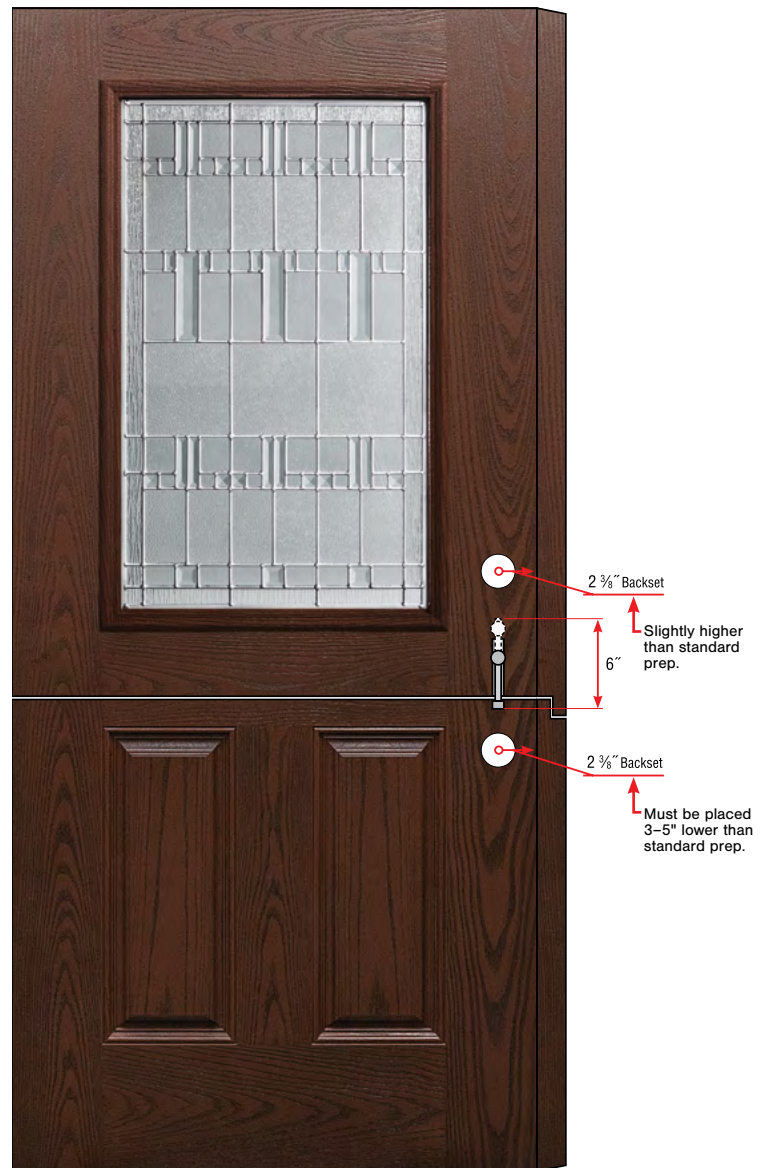


Glass: Beverly (42) | Door: BLS-106-42-2 Dutch

# DOUBLE YOUR DOOR

Want Fiberglass door durability with real old world charm? We can help with our dutch door program at EL & EL.

We take a Standard Fiberglass door and convert it into a wonderfully timeless dutch door allowing fresh air and light in, while simultaneously maintaining the lower barrier against dirt, dust and unwanted debris. When closed your door maintains it's seal with weatherstripping strategically placed to keep the elements outside.



Belleville Oak Grain Texture Fiberglass Dutch Door  
Glass: Castellon (47) | Door: BLT-106-47-2 Dutch



# Simulated Divided Light



Glass: Clear with SDL | Door: VSG-426-S06LE-1

## SDL (SIMULATED DIVIDED LIGHT)

### Traditional SDL Bars

EL & EL offers a revolutionary SDL system that is a first in the industry. Our extruded aluminum SDL bars that will not shrink, crack or warp in any of the hot or humid climates of the Western Regions of the country.

- ▲ 1" Fixed Extruded Aluminum Grill adhered on the outside of the glass
- ▲ Low-E glass options available
- ▲ Available for smooth doors only.
- ▲ Traditional style with modern glass technology
- ▲ Many styles options available
- ▲ Can be painted to match any color.




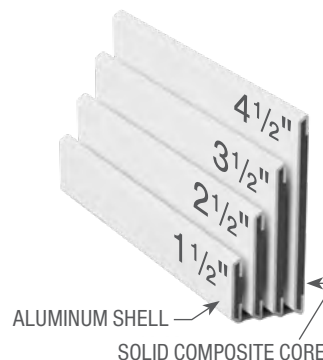
VSG / SDL Grids

### Modern Wide SDL Bars

Our extruded aluminum SDL bars are also available in Wide options, that share the same durability as the 1" counterparts. These modern wide SDL bars, made from extruded aluminum, are unique to EL & EL Wood Products.

These products are unique to EL & EL Wood Products, we make sure that our offerings are not only complete but made of the highest quality available for your home.

- ▲ 1 1/2", 2 1/2", 3 1/2", 4 1/2" Wide Extruded Aluminum bars are adhered on the outside of the glass
- ▲ Low-E glass options available
- ▲ Available for smooth doors only.
- ▲ Modern style & modern glass technology
- ▲ Available in many configurations
- ▲ Can be painted to match any color.



VSG / Wide SDL Bars (2 1/2" Bar Shown)




# TEXTURED GLASS OPTIONS

EL & EL Wood Products offers a variety of textured glass options. Obscurity levels range from glass that

lets in plenty of light and definable detail to obscurity options offering fully obscured level of privacy.

PRIVACY RATING



Belleville® Smooth Modern Door  
Double Water Glass / Door BLS-217C3-113-X

Double Water (113)




Belleville® Mahogany Textured  
with Pearl® Glass / Door BMT-122-140-X

Pearl® (140)



VistaGrande® 3/4 Lite Smooth Flush-Glazed with Chord Glass  
and Applied 3-1/2" SDL Bars / Door VSG-426-115-S03W-1

Chord (115)



Belleville® Fir Textured with Quill™ Glass  
Door BFT-122-119-X / Sidelites BFTSL-152-119-X

Quill™ (119)



Belleville® Smooth with Pear Glass Modern Door Textured Insert  
BLS-217C3-116-X

Pear (116)



Belleville® Smooth Door, Modern Doorglass Inserts  
with Rooftop Glass / Door BLS-122-61-X

Rooftop® (61)



# Modern Doorglass Inserts



Belleville Smooth - Modern Door with Modern Doorglass Inserts  
Glass: Clear | Door: BLS-842C6-010-X

# Modern Doorglass Inserts

You choose the glass and the layout. Be your own Modern door designer. Modern Inserts feature a low profile frame, with a straight-grain textured frame with Screws & Plugs




\_\_\_-842C5-010-X  
(2<sup>o</sup> 2<sup>10</sup> 3<sup>o</sup>)




\_\_\_-842D3-Cubed-X  
(2<sup>o</sup> 2<sup>4</sup> 2<sup>6</sup> 2<sup>8</sup> 2<sup>10</sup> 3<sup>o</sup>)



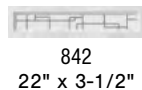
694  
7" x 64"



\_\_\_-694L1-Clear-X  
(2<sup>o</sup> 2<sup>4</sup> 2<sup>6</sup> 2<sup>8</sup> 2<sup>10</sup> 3<sup>o</sup>)



\_\_\_-651C4-Circuit-X  
(2<sup>8</sup> 2<sup>10</sup> 3<sup>o</sup>)



842  
22" x 3-1/2"



651  
22" x 10"



840  
12" x 12"

**PRIVACY RATING**

1 Least Obscure ————— 10 Most Obscure

**Clear (010)**  
Clear glass stands the test of time when it comes to architectural styles and puts a focus on inside and outside views.


**Frosted**  
Frosted glass blends privacy with natural light, something that will find itself at home in any architectural style

**Cubed**  
Cubed glass brings to life the symmetry and geometric patterns found in the architecture of the 1920s and 1930s. Grid patterns, glass blocks, and structure are celebrated in this glass style.

**Circuit**  
Mid-century Modern, Art Deco, and Contemporary all left their imprint on Circuit glass. Its eclectic styling with silkscreen glass and clear design elements suits a range of architectural home styles




\_\_\_-842C6-Frosted-X  
(2<sup>8</sup> 2<sup>10</sup> 3<sup>o</sup>)



\_\_\_-651C5-Circuit-X  
(2<sup>8</sup> 2<sup>10</sup> 3<sup>o</sup>)



\_\_\_-840C4-Frosted-X  
(2<sup>o</sup> 2<sup>4</sup> 2<sup>6</sup> 2<sup>8</sup> 2<sup>10</sup> 3<sup>o</sup>)





# Modern Doors with Textured Glass



Belleville Smooth - Modern Door with Masonite Textured Glass Insert  
Glass: Double Water (113) | Door: BLS-217C3-113-X

# Modern Doors with Textured Glass Inserts

Solutions Series Modern Snap Together Frame has a straight-grain textured for painting or staining

**Solutions Series™**  
**Snap Together Frame**

(No Screws or Plugs)

3-Lite	4-Lite	5-Lite
<p><b>BLS</b> <b>BLT</b></p> <p>-217C3-140-X (2<sup>8</sup> 2<sup>10</sup> 3<sup>0</sup>)</p>	<p><b>BLS</b> <b>BLT</b></p> <p>-228C4-115-X (2<sup>8</sup> 2<sup>10</sup> 3<sup>0</sup>)</p>	<p><b>BLS</b> <b>BLT</b></p> <p>-217C4-010-X (2<sup>8</sup> 2<sup>10</sup> 3<sup>0</sup>)</p>

PRIVACY RATING

1 ————— 10  
 Least Most  
 Obscure Obscure

	<b>1</b>
Clear	010
	<b>9</b>
Chord	115
	<b>9</b>
Double Water	113
	<b>7</b>
Modena	12
	<b>9</b>
Pear	116
	<b>9</b>
Pearl	140
	<b>9</b>
Quill	119
	<b>9</b>
Rooftop	61








**BLS** Smooth   **BLT** Oak Grain Textured   **BFT** Fir Textured   **BMT** Mahogany Textured

All Doorglass called out as 3/0 sizing

Modern Doors with Textured Glass Inserts





# Modern Doors with 8" Squares

 Clear 010	 Chord 115	 Double Water 113	 Pearl 116
 Pearl 140	 Quill 119	 Rooftop 61	

PRIVACY RATING

1 ————— 9 ————— 10  
Least Obscure                      Most Obscure

**Solutions Series™  
Snap Together  
Frame**

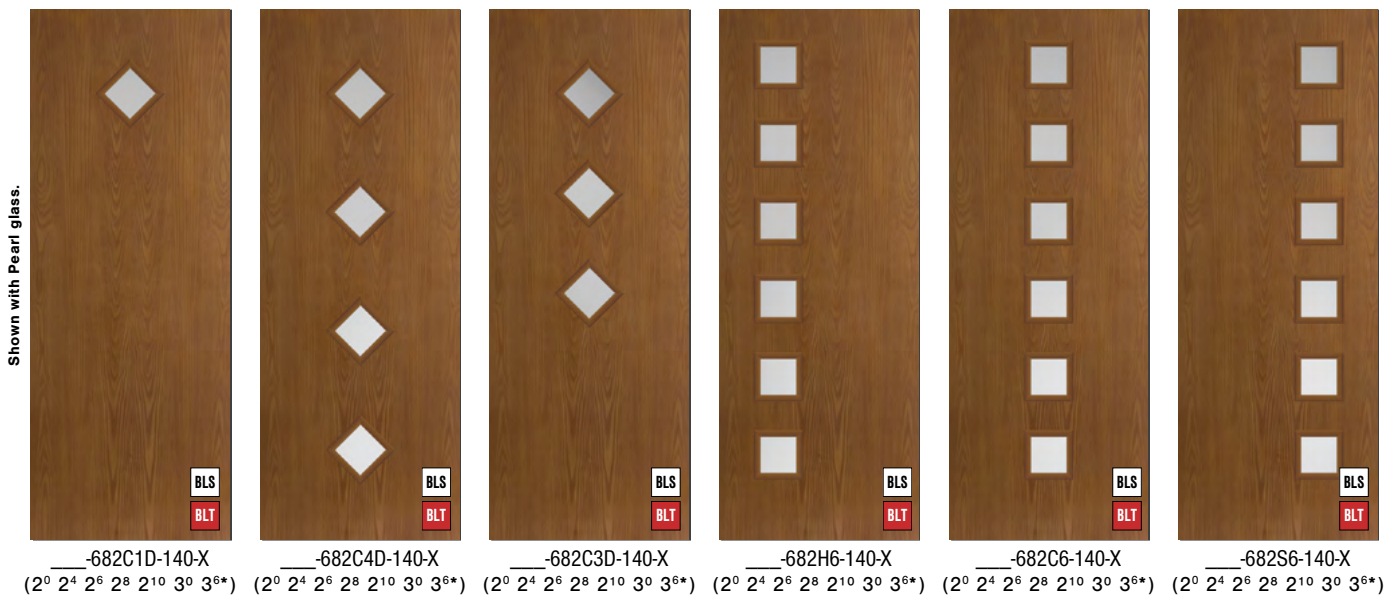

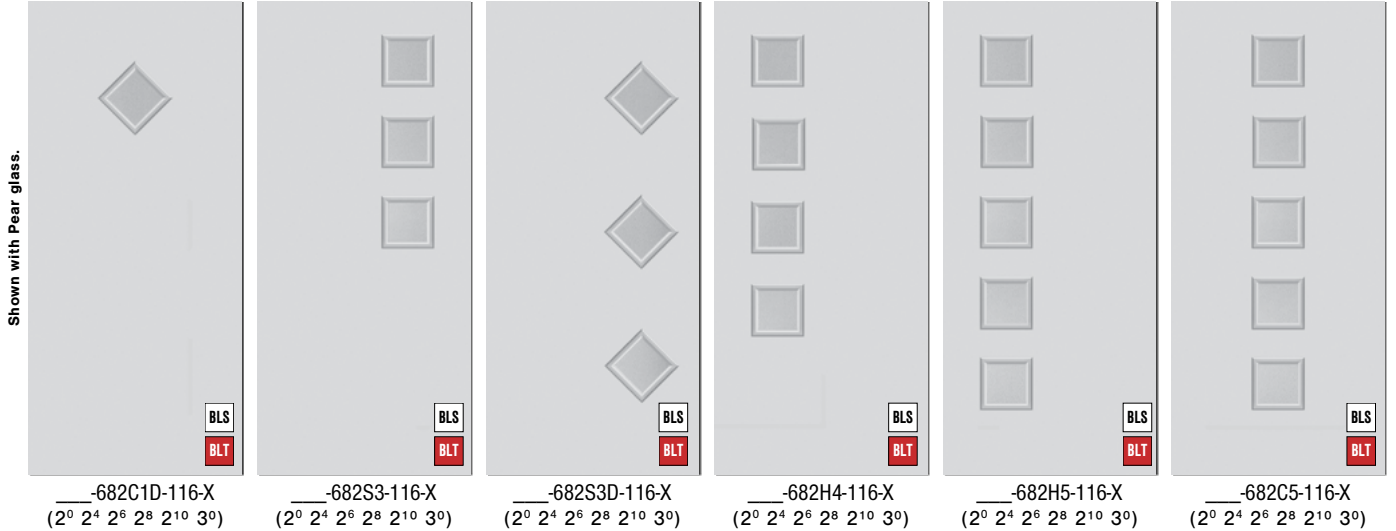
Belleville Oak Grain - Modern Door with 8" Clear Square Glass  
Door: BLT-682H5-010-X



# Modern Doors with 8" Squares

Solutions Series Modern Snap Together Frame has a straight-grain textured for painting or staining

CUSTOM DESIGN YOUR OWN LOOK WITH 8" SQUARES (EXAMPLES BELOW)



BLS Smooth 
 BLT Oak Grain Textured 
 BFT Fir Textured 
 BMT Mahogany Textured

\*BLS 8/0 Only.  
 note:  
 All Doorglass called out as 3/0 sizing

Due to manufacturing, supply issues & discontinuations; specific styles and sizes of doors are subject to stock on-hand, and availability.



# Modern Doors with Sidelite Insert



Belleville Smooth - Modern Door with Sidelite Insert  
Glass: Chord | Door: BLS-151H-115-X



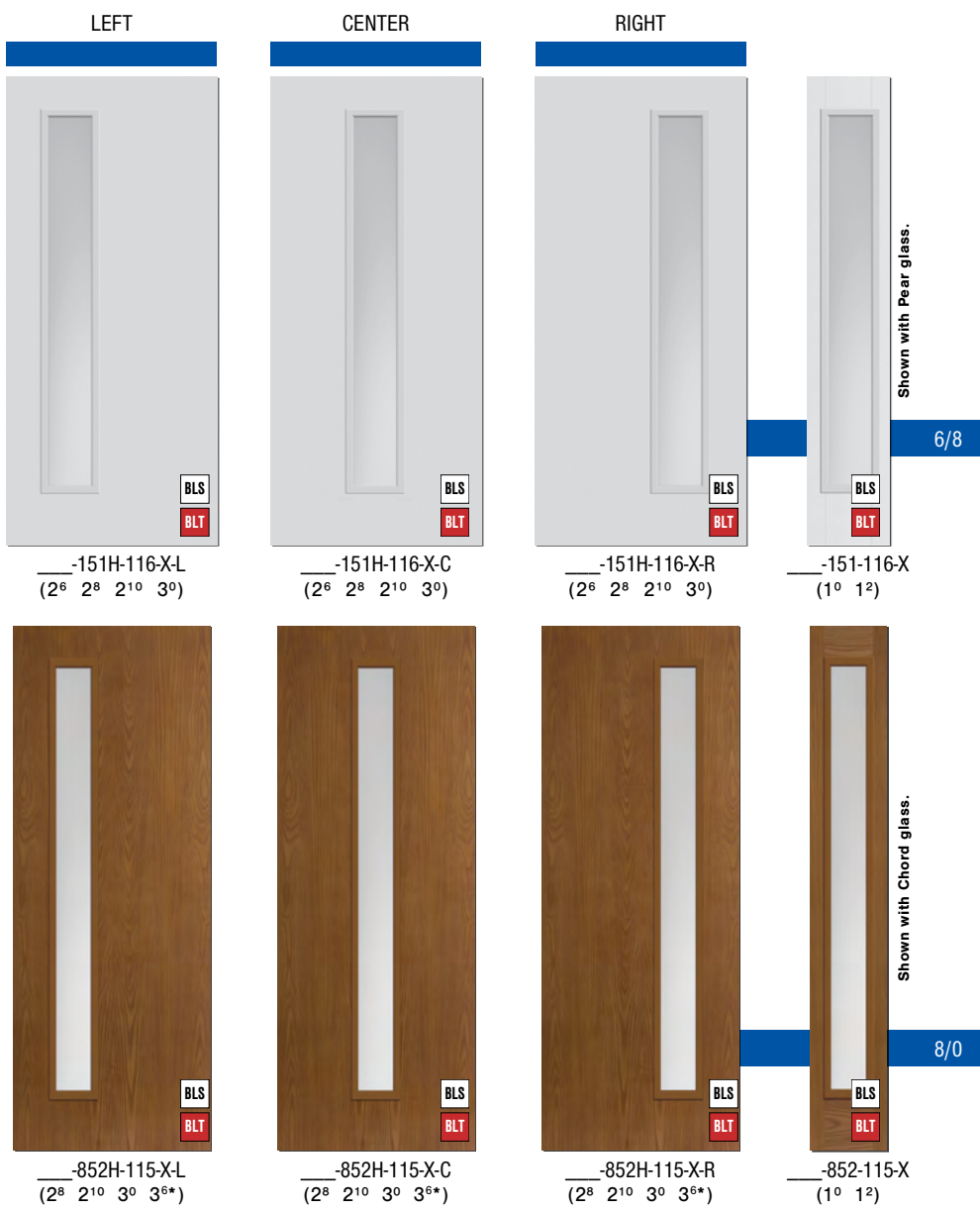
# Modern Doors with Sidelite Insert

CUSTOM VERTICAL SIDELITE INSERT DOOR & SIDELITE  
 (These Lite Kits use the Heritage Series™ Screw & Plug Frame)



**Heritage Series™  
Screw & Plug  
Frame**

\*Tan frame has a straight-grain textured for painting or staining



\_\_\_\_\_-151H-116-X-L  
(2<sup>6</sup> 2<sup>8</sup> 2<sup>10</sup> 3<sup>0</sup>)

\_\_\_\_\_-151H-116-X-C  
(2<sup>6</sup> 2<sup>8</sup> 2<sup>10</sup> 3<sup>0</sup>)

\_\_\_\_\_-151H-116-X-R  
(2<sup>6</sup> 2<sup>8</sup> 2<sup>10</sup> 3<sup>0</sup>)

\_\_\_\_\_-151-116-X  
(1<sup>0</sup> 1<sup>2</sup>)

\_\_\_\_\_-852H-115-X-L  
(2<sup>8</sup> 2<sup>10</sup> 3<sup>0</sup> 3<sup>6\*</sup>)

\_\_\_\_\_-852H-115-X-C  
(2<sup>8</sup> 2<sup>10</sup> 3<sup>0</sup> 3<sup>6\*</sup>)

\_\_\_\_\_-852H-115-X-R  
(2<sup>8</sup> 2<sup>10</sup> 3<sup>0</sup> 3<sup>6\*</sup>)

\_\_\_\_\_-852-115-X  
(1<sup>0</sup> 1<sup>2</sup>)

PRIVACY RATING

1 ————— 10  
Least Obscure ————— Most Obscure

	Clear	010
	Chord	115
	Double Water	113
	Modena	12
	Pear	116
	Pearl	140
	Quill	119
	Rooftop	61

\*BLS 8/0 Only.


**note:**  
All Doorglass called out as 3/0 sizing

**BLS** Smooth    **BLT** Oak Grain Textured    **BFT** Fir Textured    **BMT** Mahogany Textured

Due to manufacturing, supply issues & discontinuations; specific styles and sizes of doors are subject to stock on-hand, and availability.



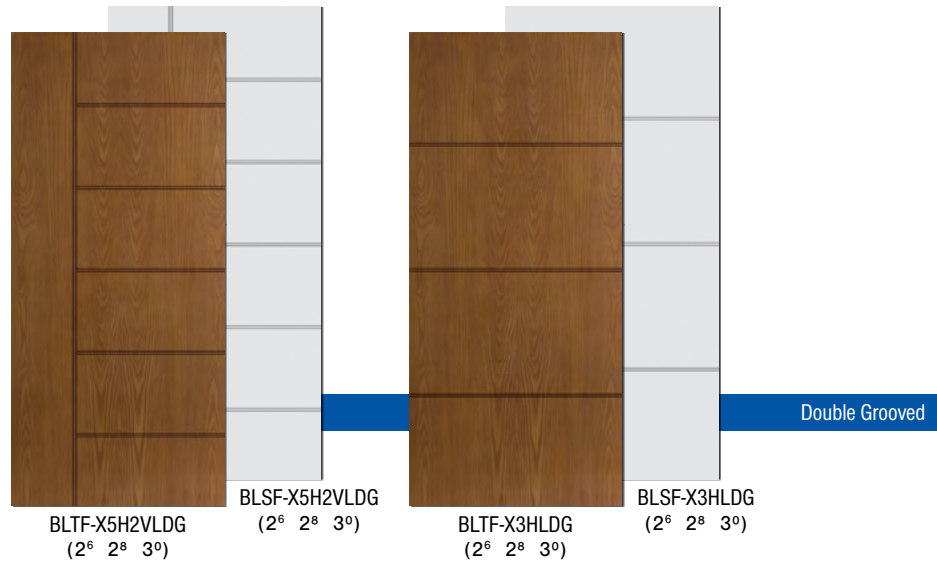
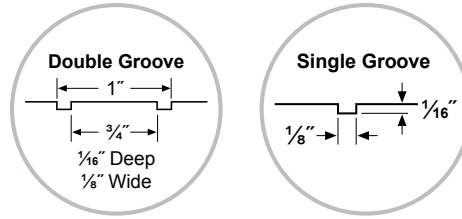
# Modern Grooved Doors



Modern Door with Grooves | Door: BLSF-X5H1VL

# Modern Grooved Doors

WEST END® COLLECTION INSPIRED GROOVED DOORS  
 Particleboard Core Fiberglass Door  
 Grooves on Oak will not have texture



**BLS** Smooth    **BLT** Oak Grain Textured






VistaGrande Smooth Door  
Glass: Clear | Door: VSG-426-010-1-DSDL3.5-2




# VistaGrande® Flush-Glazed Doors

Bring the Outdoors in

Instantly brighten any space with VistaGrande Flush-Glazed doors. Available in a number of glass options, VistaGrande doors offer a wider viewing area and cleaner appearance over traditional glass inserts.



VSG / Clear Glass



VFT / Clear Glass



VSG / Textured Glass



VFT / Textured Glass

Our “GBG” (Grids between the Glass) offerings complement clear glass designs with a comprehensive array of design choices to truly customize your VistaGrande door with flat tempered glass for a smooth, easy-to-clean surface.

Like GBG, Our “SDL” (Simulated Divided Lite) doors capture the elegance of a true divided lite door. They are installed directly on the surface of the glass, using Extruded Smooth Aluminum, giving your VistaGrande Door a truly traditional appearance, with lasting quality.




VSG / Internal Grids



VFT / Internal Grids



VSG / SDL Grids



VSG / Wide SDL Bars  
(2½" Bar Shown)

Imagine a blind you don't have to dust or clean. Our blinds are built into efficient sealed units protected with tempered Low-E glass. A single touch easily opens and closes blinds for privacy and light exposure.



VSG / Mini Blinds



VFT / Tan Mini Blinds

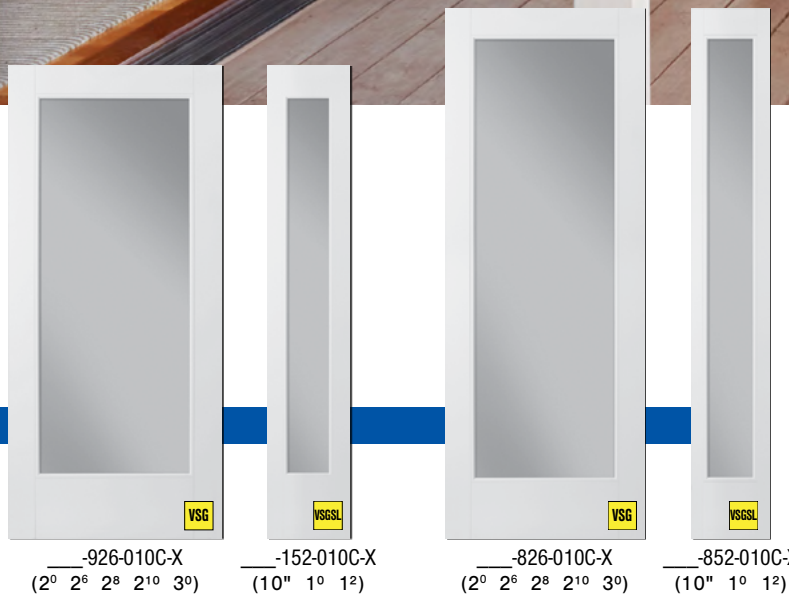
# VistaGrande® - Clear & Low-E



VistaGrande Double Door  
Glass: Clear | Door: VSG-926-010-X

6/8 & 8/0

Clear



**note:**

All Doorglass called out as 3/0 sizing

**VSG** Smooth

**VFT** Fir Textured

**VSGSL** Sidelite Smooth

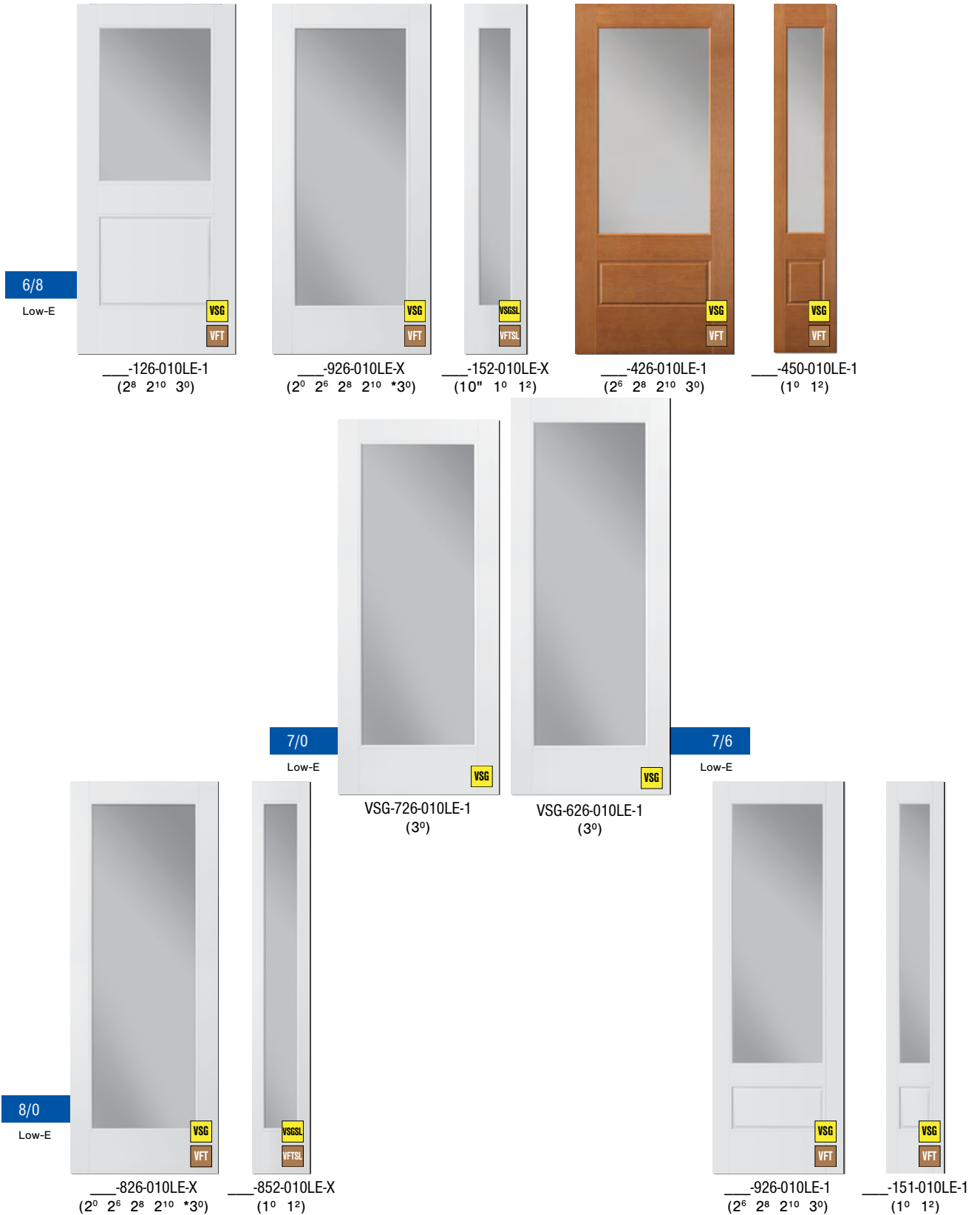
**VFTSL** Sidelite Fir Textured



# VistaGrande® Low-E

## Low-E Argon Filled Full Lite Glass options

\*3/0x6/8 & 3/0x8/0 Full-Lite doors are available as a Light Commercial ADA Door (Laminated or Clear Low-E Glass) with blocking for Panic Hardware & Closer (ask your dealer for more info)




**VSG** Smooth **VFT** Fir Textured **VSGSL** Sidelite Smooth **VFTSL** Sidelite Fir Textured

*note:* All Doorglass called out as 3/0 sizing

# VistaGrande® - Textured Glass



VistaGrande Double Door  
Glass: Pearl  
Door: VFT-826-140-X



In Stock

8/0  
Low-E



\_\_\_-826-140-X  
(2° 2° 2° 2° 3°)



\_\_\_-852-140-X  
(1° 12°)



\_\_\_-926-140-1  
(2° 2° 2° 3°)



\_\_\_-151-140-1  
(1° 12°)

6/8  
Low-E



\_\_\_-926-140-X  
(2° 2° 2° 2° 3°)



\_\_\_-152-140-X  
(10° 1° 12°)



\_\_\_-126-140-1  
(2° 2° 3°)



\_\_\_-426-140-1  
(2° 2° 2° 3°)



\_\_\_-450-140-1  
(1° 12°)

note:

All Doorglass called out as 3/0 sizing

**VSG** Smooth   **VFT** Fir Textured   **VSGSL** Sidelite Smooth   **VFTSL** Sidelite Fir Textured



# VistaGrande® Flush-Glazed Textured Glass

Low-E Argon Filled Textured Glass

Pear 116  
Special Order

6/8 & 8/0  
Low-E

VSG VFT   
 VSGSL VFTSL   
 VSG VFT   
 VSGSL VFTSL

-926-116-X (2<sup>6</sup> 2<sup>8</sup> 2<sup>10</sup> 3<sup>0</sup>)   
 -152-116-X (10" 1<sup>0</sup> 1<sup>2</sup>)   
 -826-116-X (2<sup>6</sup> 2<sup>8</sup> 2<sup>10</sup> 3<sup>0</sup>)   
 -852-116-X (1<sup>0</sup> 1<sup>2</sup>)

Chord 115  
Special Order

6/8 & 8/0  
Low-E

VSG VFT   
 VSGSL VFTSL   
 VSG VFT   
 VSGSL VFTSL

-926-115-2 (2<sup>6</sup> 2<sup>8</sup> 2<sup>10</sup> 3<sup>0</sup>)   
 -152-115-X (10" 1<sup>0</sup> 1<sup>2</sup>)   
 -826-115-X (2<sup>6</sup> 2<sup>8</sup> 2<sup>10</sup> 3<sup>0</sup>)   
 -852-115-X (1<sup>0</sup> 1<sup>2</sup>)

VSG Smooth   
 VFT Fir Textured   
 VSGSL Sidelite Smooth   
 VFTSL Sidelite Fir Textured

*note:*  
All Doorglass called out as 3/0 sizing

Due to manufacturing, supply issues & discontinuations; specific styles and sizes of doors are subject to stock on-hand, and availability.

# VistaGrande® - Grids Between Glass



VistaGrande GBG Door  
Glass: Clear | Door: VSG-420-061LE-1



# VistaGrande® Grids 6<sup>8</sup>

Flat 7/8" Grids Between the Glass Low-E Argon Filled Glass Options  
 VFT Doors & Sidelites are Special Order



\_\_\_-926-03CLE-X  
 (2<sup>6</sup> 3<sup>0</sup>)



\_\_\_-926-04CLE-X  
 (2<sup>6</sup> 3<sup>0</sup>)



\_\_\_-152-03CLE-X  
 (1<sup>0</sup> 1<sup>2</sup>)



\_\_\_-126-03CLE-1  
 (2<sup>8</sup> 2<sup>10</sup> 3<sup>0</sup>)



\_\_\_-126-04CLE-1  
 (2<sup>8</sup> 2<sup>10</sup> 3<sup>0</sup>)



\_\_\_-426-03CLE-1  
 (2<sup>6</sup> 3<sup>0</sup>)



\_\_\_-426-04CLE-1  
 (2<sup>6</sup> 3<sup>0</sup>)



\_\_\_-450-03CLE-X  
 (1<sup>0</sup> 1<sup>2</sup>)



\_\_\_-126-09PLE-1  
 (2<sup>8</sup> 2<sup>10</sup> 3<sup>0</sup>)



\_\_\_-926-09PLE-X  
 (2<sup>6</sup> 3<sup>0</sup>)



\_\_\_-152-06PLE-X  
 (1<sup>0</sup> 1<sup>2</sup>)



\_\_\_-426-09PLE-1  
 (2<sup>6</sup> 3<sup>0</sup>)



\_\_\_-450-06PLE-1  
 (1<sup>0</sup> 1<sup>2</sup>)

**VSG** Smooth **VFT** Fir Textured **VSGSL** Sidelite Smooth **VFTSL** Sidelite Fir Textured

*note:* All Doorglass called out as 3/0 sizing

# VistaGrande® - Grids Between Glass



VistaGrande GBG Double Door  
Glass: Clear | Door: VSG-926-10ILE-X



# VistaGrande® Grids 6<sup>8</sup>

Flat 7/8" Grids Between the Glass Low-E Argon Filled Glass Options  
 VFT Doors & Sidelites are Special Order



\_\_\_-126-04ILE-1  
 (2<sup>8</sup> 2<sup>10</sup> 3<sup>0</sup>)



\_\_\_-126-06ILE-1  
 (2<sup>8</sup> 2<sup>10</sup> 3<sup>0</sup>)



\_\_\_-126-09ILE-1  
 (2<sup>8</sup> 2<sup>10</sup> 3<sup>0</sup>)



\_\_\_-926-06ILE-X  
 (2<sup>6</sup> 3<sup>0</sup>)



\_\_\_-152-03ILE-X  
 (1<sup>0</sup> 1<sup>2</sup>)



\_\_\_-426-06ILE-1  
 (2<sup>6</sup> 3<sup>0</sup>)




\_\_\_-450-03ILE-1  
 (1<sup>0</sup> 1<sup>2</sup>)



\_\_\_-926-10ILE-X  
 (2<sup>6</sup> 3<sup>0</sup>)



\_\_\_-152-05ILE-X  
 (1<sup>0</sup> 1<sup>2</sup>)



\_\_\_-426-08ILE-1  
 (2<sup>6</sup> 3<sup>0</sup>)



\_\_\_-450-04ILE-1  
 (1<sup>0</sup> 1<sup>2</sup>)

**VSG** Smooth   **VFT** Fir Textured   **VSGSL** Sidelite Smooth   **VFTSL** Sidelite Fir Textured

*note:*  
 All Doorglass called out as 3/0 sizing

# VistaGrande® - Grids Between Glass



VistaGrande GBG Double Door  
Glass: Clear | Door: VSG-926-09PLE-X



-826-06ILE-X  
(2<sup>6</sup> 3<sup>0</sup>)



-852-03ILE-X  
(1<sup>0</sup> 1<sup>2</sup>)



-926-06ILE-1  
(2<sup>6</sup> 3<sup>0</sup>)



-151-03ILE-1  
(1<sup>0</sup> 1<sup>2</sup>)



-926-08ILE-1  
(2<sup>6</sup> 3<sup>0</sup>)



-151-04ILE-1  
(1<sup>0</sup> 1<sup>2</sup>)

*note:*

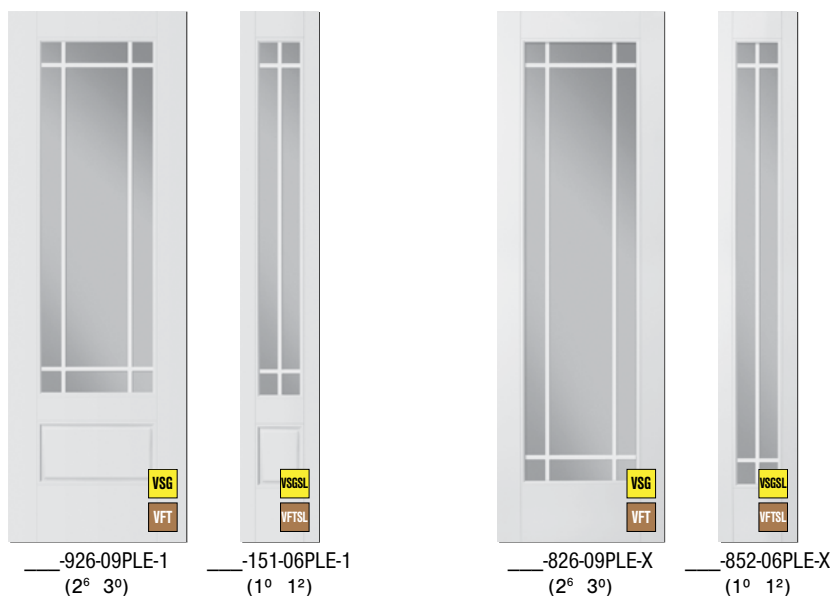
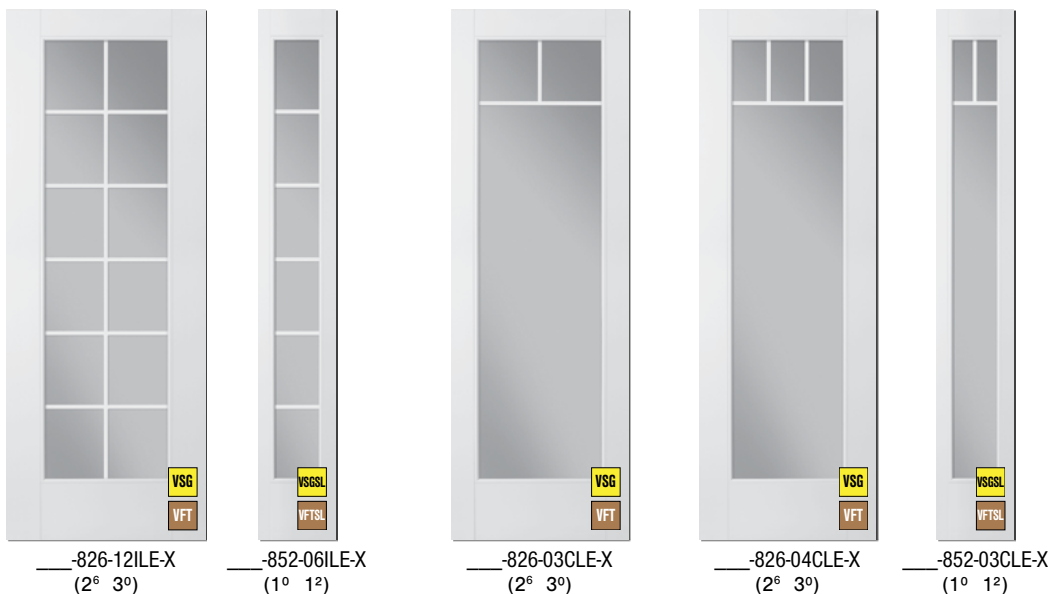
All Doorglass called out as 3/0 sizing

VSG Smooth   
 VFT Fir Textured   
 VSGSL Sidelite Smooth   
 VFTSL Sidelite Fir Textured



# VistaGrande® Grids 8<sup>0</sup>

Flat 7/8" Grids Between the Glass Low-E Argon Filled Glass Options  
 VFT Doors & Sidelites are Special Order



VSG Smooth    VFT Fir Textured    VSGSL Sidelite Smooth    VFTSL Sidelite Fir Textured

*note:*  
 All Doorglass called out as 3/0 sizing

# VistaGrande® - SDL Bars on Glass

VistaGrande® - SDL Bars on Glass



VistaGrande SDL  
Glass: Clear | Door: VSG-926-010LE-X-SDL10



# VistaGrande® SDL Bars 6<sup>8</sup>

Beveled 1" Extruded Aluminum SDL Bars Applied to the Glass, Low-E Argon Filled Glass Options.  
 Extruded aluminum SDL bars that will not crack and warp  
 in the hot or humid climates of the West Coast.

(Not available on Fir Textured doors, GBG doors or Mini Blinds)



VSG-126-010LE-1-SDL1  
(2<sup>8</sup> 2<sup>10</sup> 3<sup>0</sup>)



VSG-126-010LE-1-SDL2  
(2<sup>8</sup> 2<sup>10</sup> 3<sup>0</sup>)



VSG-126-010LE-1-SDL3  
(2<sup>8</sup> 2<sup>10</sup> 3<sup>0</sup>)

Smooth White Aluminum

9/32"  
1"

**SDL Bar for Smooth doors only**  
 Applied with 3M™ VHB™ tape

**No shadow bar**  
**Not available over GBG**  
**Not available over mini blind**



VSG-426-010LE-1-SDL4  
(2<sup>6</sup> 3<sup>0</sup>)



VSGSL-450-010LE-1-SDL5  
(1<sup>0</sup> 1<sup>2</sup>)



VSG-426-010LE-1-SDL6  
(2<sup>6</sup> 3<sup>0</sup>)



VSGSL-450-010LE-1-SDL7  
(1<sup>0</sup> 1<sup>2</sup>)



VSG-426-010LE-1-SDL8  
(2<sup>6</sup> 3<sup>0</sup>)



VSGSL-450-010LE-1-SDL9  
(1<sup>0</sup> 1<sup>2</sup>)



VSG-122-010LE-X-SDL10  
(2<sup>6</sup> 3<sup>0</sup>)



VSGSL-152-010LE-X-SDL11  
(1<sup>0</sup> 1<sup>2</sup>)



VSG-122-010LE-X-SDL12  
(2<sup>6</sup> 3<sup>0</sup>)



VSGSL-152-010LE-X-SDL13  
(1<sup>0</sup> 1<sup>2</sup>)



VSG-122-010LE-X-SDL14  
(2<sup>6</sup> 3<sup>0</sup>)



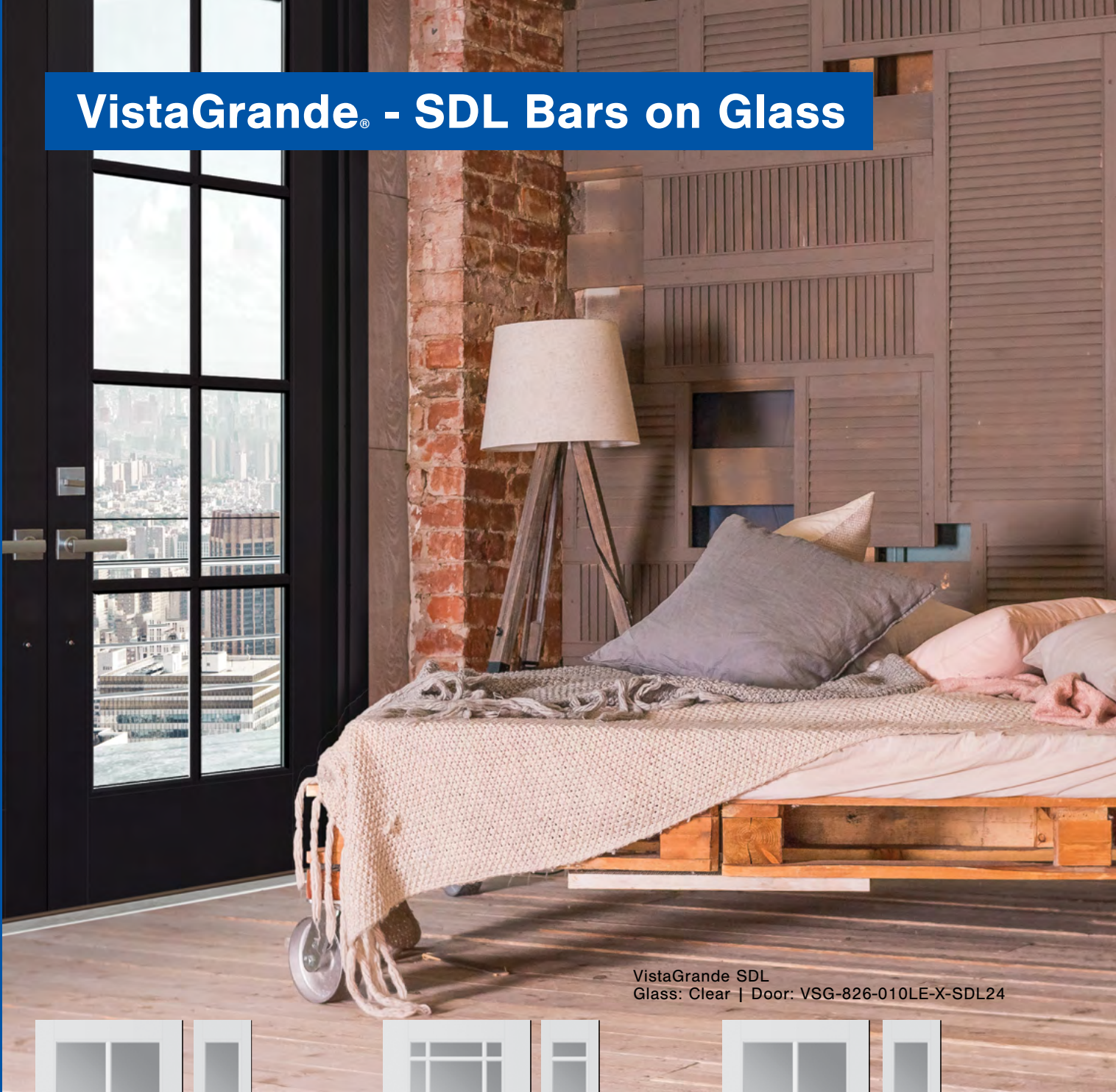
VSGSL-152-010LE-X-SDL15  
(1<sup>0</sup> 1<sup>2</sup>)

**VSG** Smooth    **VSGSL** Sidelite Smooth


*note:*  
All Doorglass called out as 3/0 sizing

Due to manufacturing, supply issues & discontinuations; specific styles and sizes of doors are subject to stock on-hand, and availability.

# VistaGrande® - SDL Bars on Glass



VistaGrande SDL  
Glass: Clear | Door: VSG-826-010LE-X-SDL24



VSG-926-010LE-1-SDL16 (2<sup>6</sup> 3<sup>0</sup>) VSGSL-151-010LE-1-SDL17 (1<sup>0</sup> 12)



VSG-926-010LE-1-SDL18 (2<sup>6</sup> 3<sup>0</sup>) VSGSL-151-010LE-1-SDL19 (1<sup>0</sup> 12)



VSG-926-010LE-1-SDL12 (2<sup>6</sup> 3<sup>0</sup>) VSGSL-151-010LE-1-SDL12 (1<sup>0</sup> 12)

*note:*

All Doorglass called out as 3/0 sizing

VSG Smooth VSGSL Sidelite Smooth




# VistaGrande® SDL Bars 8<sup>0</sup>

Beveled 1" Extruded Aluminum SDL Bars Applied to the Glass,  
Low-E Argon Filled Glass Options

Extruded aluminum SDL bars that will not crack and warp  
in the hot or humid climates of the West Coast.

(Not available on Fir Textured doors, GBG doors or Mini Blinds)



**SDL Bar for Smooth doors only**  
Applied with 3M™ VHB™ tape

**No shadow bar**  
**Not available over GBG**  
**Not available over mini blind**



VSG-826-010LE-X-SDL20 (2<sup>6</sup> 3<sup>0</sup>) VSGSL-852-010LE-X-SDL21 (1<sup>0</sup> 1<sup>2</sup>)



VSG-826-010LE-X-SDL22 (2<sup>6</sup> 3<sup>0</sup>) VSGSL-852-S03LE-X-SDL23 (1<sup>0</sup> 1<sup>2</sup>)



VSG-826-010LE-X-SDL24 (2<sup>6</sup> 3<sup>0</sup>) VSGSL-852-010LE-X-SDL25 (1<sup>0</sup> 1<sup>2</sup>)



VSG-826-010LE-X-SDL26 (2<sup>6</sup> 3<sup>0</sup>) VSGSL-852-010LE-X-SDL27 (1<sup>0</sup> 1<sup>2</sup>)



VSG-826-010LE-X-SDL28 (2<sup>6</sup> 3<sup>0</sup>) VSGSL-852-010LE-X-SDL29 (1<sup>0</sup> 1<sup>2</sup>)



VSG-826-010LE-X-SDL30 (2<sup>6</sup> 3<sup>0</sup>) VSGSL-852-010LE-X-SDL31 (1<sup>0</sup> 1<sup>2</sup>)

VSG Smooth VSGSL Sidelite Smooth

*note:*  
All Doorglass called out as 3/0 sizing

# VistaGrande® - Modern SDL Bars

Add Horizontal Aluminum SDL Bars to any VistaGrande® Flush-Glazed Door




How to build the part#:

**VSG-926-010-X-DSDL4.5-2**

BAR WIDTH

NUMBER OF LIGHTS



VistaGrande Modern Horizontal SDL Bars  
 Door Glass: Pearl | Door: VSG-926-140-X  
 Modern Bars: DSDL3.5-4



SLSDL4.5-2 (10" 1 <sup>0</sup> 1 <sup>2</sup> )	DSDL4.5-2 (2 <sup>0</sup> 2 <sup>6</sup> 2 <sup>8</sup> 2 <sup>10</sup> 3 <sup>0</sup> )	DSDL4.5-2 (2 <sup>0</sup> 2 <sup>6</sup> 2 <sup>8</sup> 2 <sup>10</sup> 3 <sup>0</sup> )	SLSDL4.5-2 (1 <sup>0</sup> 1 <sup>2</sup> )	SLSDL3.5-3 (10" 1 <sup>0</sup> 1 <sup>2</sup> )	DSDL3.5-3 (2 <sup>0</sup> 2 <sup>6</sup> 2 <sup>8</sup> 2 <sup>10</sup> 3 <sup>0</sup> )	DSDL3.5-3 (2 <sup>0</sup> 2 <sup>6</sup> 2 <sup>8</sup> 2 <sup>10</sup> 3 <sup>0</sup> )	SLSDL3.5-3 (1 <sup>0</sup> 1 <sup>2</sup> )
--	---	---	--	--	---	---	--

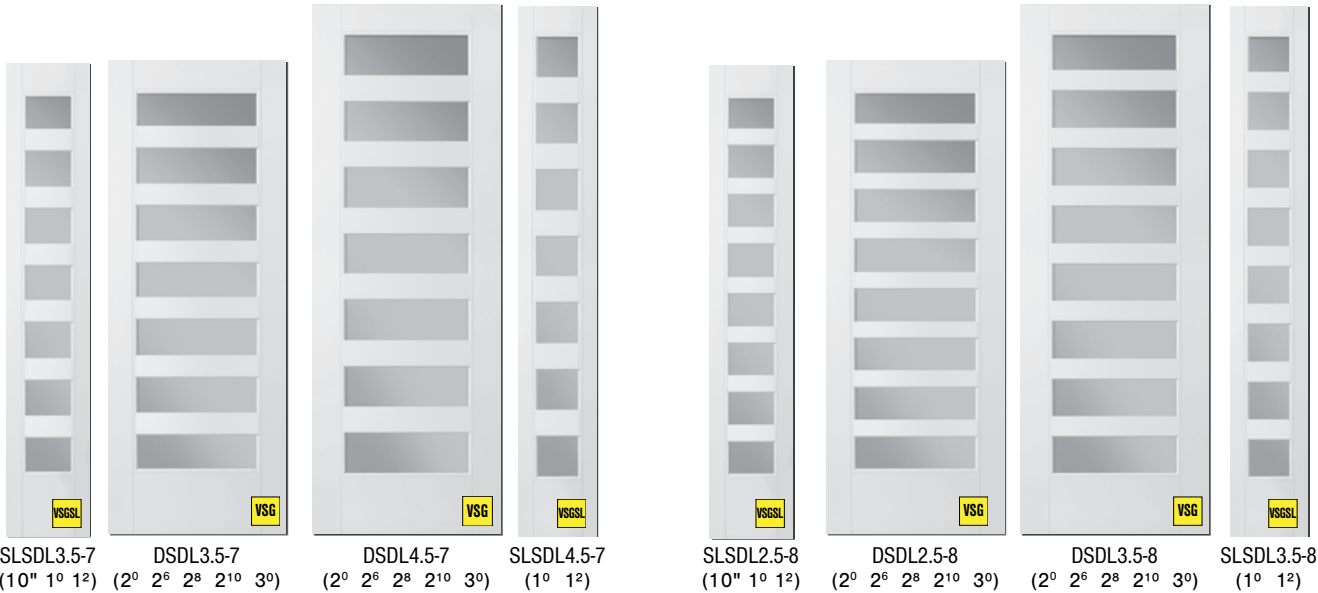
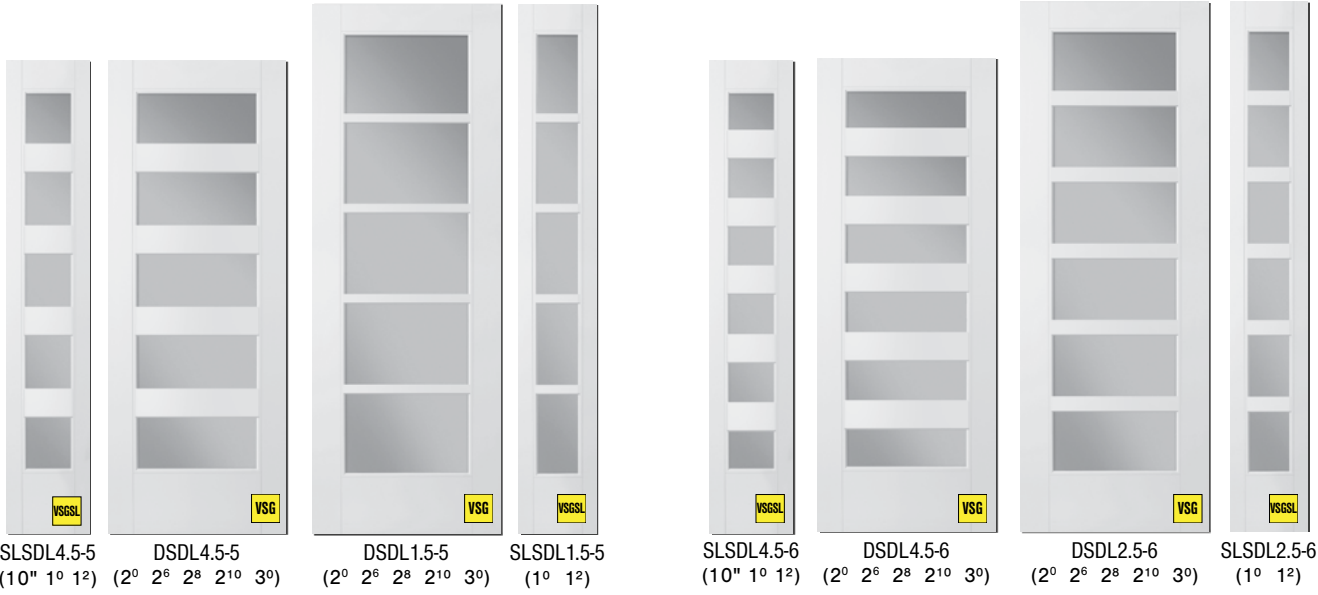
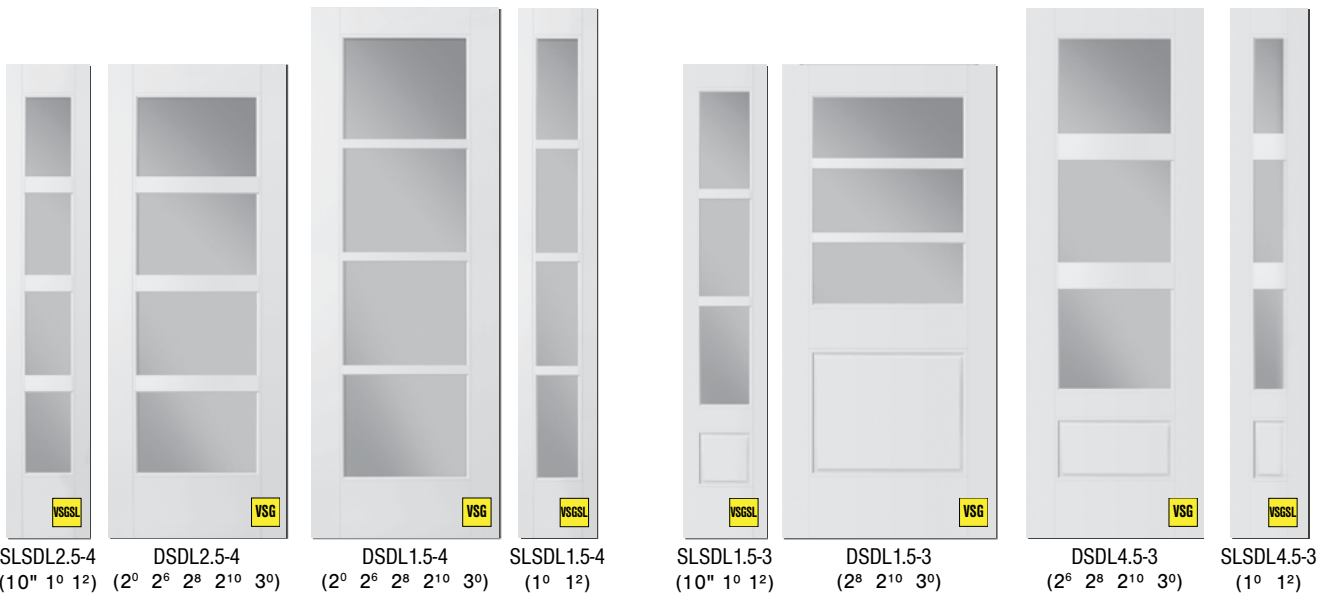
*note:*

All Doorglass called out as 3/0 sizing

**VSG** Smooth

**VSGSL** Sidelite Smooth





VSG Smooth

VSGSL Sidelite Smooth

note:  
All Doorglass called out as 3/0 sizing

# VistaGrande® - Mini Blinds



VistaGrande Mini Blinds  
Glass: Clear w/Mini Blinds | Door: VSG-B122-01RLLE-X



# VistaGrande® - Mini Blinds

Flush-Glazed Mini Blinds with Low-E Argon Filled Glass,  
Smooth doors come with White Blinds and textured doors come with Tan Blinds.



White Mini Blinds

Tan Mini Blinds

6/8 Low-E

<b>VSG</b> <b>VFT</b>	<b>VSG</b> <b>VFT</b>	<b>VSGSL</b> <b>VFTSL</b>	<b>VSG</b> <b>VFT</b>	<b>VSGSL</b> <b>VFTSL</b>
___-B122-01RLLE-X (2 <sup>6</sup> 2 <sup>8</sup> 2 <sup>10</sup> 3 <sup>0</sup> )	___-B106-01RLLE-X (2 <sup>8</sup> 2 <sup>10</sup> 3 <sup>0</sup> )	___-B152-01RLLE-X (10" 1 <sup>0</sup> 1 <sup>2</sup> )	___-B404-01RLLE-1 (2 <sup>8</sup> 2 <sup>10</sup> 3 <sup>0</sup> )	___-B450-01RLLE-1 (1 <sup>0</sup> 1 <sup>2</sup> )

8/0 Low-E

<b>VSG</b> <b>VFT</b>	<b>VSGSL</b> <b>VFTSL</b>	<b>VSG</b> <b>VFT</b>	<b>VSGSL</b> <b>VFTSL</b>
___-B826-01RLLE-X (2 <sup>6</sup> 2 <sup>8</sup> 2 <sup>10</sup> 3 <sup>0</sup> )	___-B852-01RLLE-X (1 <sup>0</sup> 1 <sup>2</sup> )	___-B122-01RLLE-1 (2 <sup>6</sup> 2 <sup>8</sup> 2 <sup>10</sup> 3 <sup>0</sup> )	___-B151-01RLLE-1 (1 <sup>0</sup> 1 <sup>2</sup> )

**VSG** Smooth   **VFT** Fir Textured   **VSGSL** Sidelite Smooth   **VFTSL** Sidelite Fir Textured

*note:* All Doorglass called out as 3/0 sizing

Due to manufacturing, supply issues & discontinuations; specific styles and sizes of doors are subject to stock on-hand, and availability.

# Glass Inserts



Belleville Smooth Door with Clear Glass and Mini Blinds  
Glass: Clear | Door: BLS-B122-01RL-X



# Mini Blinds & Vent Inserts

Mini Blind & Vent Glass Inserts for use a variety of door species.  
 Both Smooth & Textured doors come with White Blinds.  
 (These Lite Kits use the Centurion Screw & Plug Frame)




▶ Belleville 2-Panel Clear Vent Lite / Door-BLS-V106-010-2



White Mini Blinds

## Centurion® Screw & Plug Frame



Vent Lites (Shown with screen installed)

Imagine a blind you don't have to dust or clean.

Our blinds are built into efficient sealed units protected with tempered glass.

A single touch easily opens/closes blinds for privacy and light exposure.

- ▲ All sizes feature raise, lower and tilt functionality
- ▲ Security channels provide full privacy preventing light gaps when closed (*no side or bottom gaps*)
- ▲ Tight fit of frame to glass, no large gaps
- ▲ Spacer bars not visible in sight-line of frame
- ▲ Smoother, easier and more versatile dual mechanism operation
- ▲ Tan slat mini blinds available
- ▲ Soft coat Low-E option for ENERGY STAR® compliance

# Clear or Low-E Inserts

Belleville Smooth Door with Clear Glass GBG insert  
Glass: Clear | Door: BLS-106-09P-2



White Frame Only  
No Low-E Option

\_\_\_-108-CLR-X  
(2<sup>4</sup> 2<sup>6</sup> 2<sup>8</sup> 2<sup>10</sup> 3<sup>0</sup>)



\_\_\_-106-CLR-X  
(2<sup>6</sup> 2<sup>8</sup> 2<sup>10</sup> 3<sup>0</sup>)



\_\_\_-810-CLR-X  
(2<sup>6</sup> 2<sup>8</sup> 2<sup>10</sup> 3<sup>0</sup>)



\_\_\_-852-CLR-X  
(1<sup>0</sup> 1<sup>2</sup>)



\_\_\_-810-01RLX  
(2<sup>6</sup> 2<sup>8</sup> 2<sup>10</sup> 3<sup>0</sup>)



\_\_\_-852-01RLX  
(1<sup>0</sup> 1<sup>2</sup>)



White Frame Only  
Rain Glass Option

\_\_\_-106-VENT-2  
(2<sup>6</sup> 2<sup>8</sup> 2<sup>10</sup> 3<sup>0</sup>)



\_\_\_-106-01RL-2  
(2<sup>6</sup> 2<sup>8</sup> 2<sup>10</sup> 3<sup>0</sup>)



\_\_\_-122-CLR-X  
(2<sup>0</sup> 2<sup>6</sup> 2<sup>8</sup> 2<sup>10</sup> 3<sup>0</sup>)



\_\_\_-152-CLR-X  
(10" 1<sup>0</sup> 1<sup>2</sup>)



\_\_\_-122-01RLX  
(2<sup>6</sup> 2<sup>8</sup> 2<sup>10</sup> 3<sup>0</sup>)



\_\_\_-152-01RLX  
(1<sup>0</sup> 1<sup>2</sup>)

*note:* All Doorglass called out as 3/0 sizing **BLS** Smooth **BLT** Oak Grain Textured **BFT** Fir Textured **BMT** Mahogany Textured *Some sizes are available in BFT and BMT*



# Clear or Low-E Inserts

Glass Inserts for use a variety of door species. Flat 7/8" Grids Between the Glass (except where noted).  
 (These Lite Kits use the Centurion® Screw & Plug frame)

**6/8 Low-E**

- 106-CLR-2** (2<sup>6</sup> 2<sup>8</sup> 2<sup>10</sup> 3<sup>0</sup>)
- 129-CLR-1** (1<sup>0</sup> 1<sup>2</sup>)
- 680-CLR-4** (2<sup>6</sup> 2<sup>8</sup> 2<sup>10</sup> 3<sup>0</sup>)
- 680-CLR-4** (2<sup>6</sup> 2<sup>8</sup> 2<sup>10</sup> 3<sup>0</sup> 3<sup>6</sup>)

**8/0 Clear**

White Frame Only  
No Low-E Option

**6/8 Low-E**

- 106-09P-2** (2<sup>8</sup> 2<sup>10</sup> 3<sup>0</sup>)
- 152-06P-X** (1<sup>0</sup> 1<sup>2</sup>)
- 106-091-2** (2<sup>6</sup> 2<sup>8</sup> 2<sup>10</sup> 3<sup>0</sup>)
- 129-031-1** (1<sup>0</sup> 1<sup>2</sup>)

**Clear Only**  
No Low-E Option

- 135-051-4** (2<sup>8</sup> 2<sup>10</sup> 3<sup>0</sup>)
- 135-CLR-4** (2<sup>8</sup> 2<sup>10</sup> 3<sup>0</sup>)
- 135-05E-4** (2<sup>8</sup> 2<sup>10</sup> 3<sup>0</sup>)

White Frame Only  
White External Grid

Some sizes are available in BFT and BMT **BLS** Smooth **BLT** Oak Grain Textured **BFT** Fir Textured **BMT** Mahogany Textured *note:* All Doorglass called out as 3/0 sizing

Due to manufacturing, supply issues & discontinuations; specific styles and sizes of doors are subject to stock on-hand, and availability.

# Craftsman Clear Inserts




Heritage Series- Fir Door and Sidelites with Clear Glass insert  
 Glass: Clear (010) | Door: HFT-217-010-2, Sidelite: HFTSL-617-010-1



\_\_\_-151-1LE-X  
 (1<sup>0</sup> 1<sup>2</sup>)



\_\_\_-217-1LE-2  
 (2<sup>8</sup> 2<sup>10</sup> 3<sup>0</sup>)



\_\_\_-217-2LE-2+Dental  
 (2<sup>8</sup> 2<sup>10</sup> 3<sup>0</sup>)




\_\_\_-217-3LE-2 +Dental  
 (2<sup>8</sup> 2<sup>10</sup> 3<sup>0</sup>)



\_\_\_-617-1LE-1  
 (1<sup>0</sup> 1<sup>2</sup>)



\_\_\_-151-4LE-X  
 (1<sup>0</sup> 1<sup>2</sup>)



\_\_\_-217-4LE-2 +Dental  
 (2<sup>8</sup> 2<sup>10</sup> 3<sup>0</sup>)



\_\_\_-151-5LE-X  
 (1<sup>0</sup> 1<sup>2</sup>)



\_\_\_-217-6LE-2 +Dental  
 (2<sup>8</sup> 2<sup>10</sup> 3<sup>0</sup>)



\_\_\_-617-2LE-1  
 (1<sup>0</sup> 1<sup>2</sup>)



\_\_\_-3C +Dental  
 (2<sup>8</sup> 2<sup>10</sup> 3<sup>0</sup>)

**note:**

All Doorglass called out as 3/0 sizing



Smooth

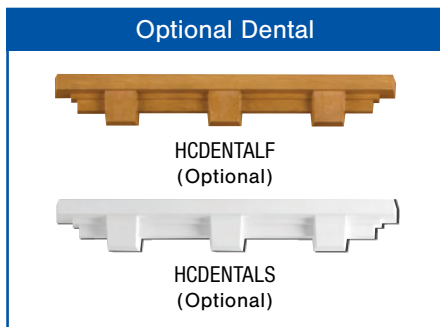


Fir Grain Textured



# Craftsman Clear Low-E Inserts

Glass Inserts in Heritage Series™ Smooth & Fir Skins.  
 Flat 7/8" Grids Between the Glass (except where noted).  
 (These Lite Kits use the Heritage Series™ Screw & Plug Frame)




## Heritage Series Screw & Plug Frame



\_\_\_-852-1LE-X (1<sup>0</sup> 1<sup>2</sup>)    \_\_\_-217-1LE-2 +Dental (2<sup>8</sup> 2<sup>10</sup> 3<sup>0</sup>)



\_\_\_-852-2LE-X (1<sup>0</sup> 1<sup>2</sup>)    \_\_\_-217-2LE-2 +Dental (2<sup>8</sup> 2<sup>10</sup> 3<sup>0</sup>)    \_\_\_-617-1LE-1 (1<sup>0</sup> 1<sup>2</sup>)




\_\_\_-217-4LE-2 +Dental (2<sup>8</sup> 2<sup>10</sup> 3<sup>0</sup>)



\_\_\_-617-2LE-1 (1<sup>0</sup> 1<sup>2</sup>)



\_\_\_-852-6LE-X (1<sup>0</sup> 1<sup>2</sup>)



\_\_\_-217-6LE-2 +Dental (2<sup>8</sup> 2<sup>10</sup> 3<sup>0</sup>)



\_\_\_-3C (2<sup>8</sup> 2<sup>10</sup> 3<sup>0</sup>)

**HGS** Smooth    **HFT** Fir Grain Textured

*note:*  
All Doorglass called out as 3/0 sizing

# Craftsman Clear SDL



Heritage Series: Smooth Door and Sidelites with Clear Glass insert & SDL Bars  
 Glass: Clear (010) | Door: HGS-217-SDLC7-2, Sidelite: HGSSL-617-SDLC12-1



HGSSL-617-SDLC9-1  
 (1<sup>0</sup> 1<sup>2</sup>)



HGS-217-SDLC1-2 +Dental  
 (2<sup>8</sup> 2<sup>10</sup> 3<sup>0</sup>)



HGSSL-617-SDLC9-1  
 (1<sup>0</sup> 1<sup>2</sup>)



HGS-217-SDLC2-2  
 (2<sup>8</sup> 2<sup>10</sup> 3<sup>0</sup>)



HGSSL-151-SDLC10-X  
 (1<sup>0</sup> 1<sup>2</sup>)



HGS-217-SDLC3-2  
 (2<sup>8</sup> 2<sup>10</sup> 3<sup>0</sup>)



HGSSL-151-SDLC11-X  
 (1<sup>0</sup> 1<sup>2</sup>)



HGS-217-SDLC4-2 +Dental  
 (2<sup>8</sup> 2<sup>10</sup> 3<sup>0</sup>)

*note:*


All Doorglass called out as 3/0 sizing

 Smooth



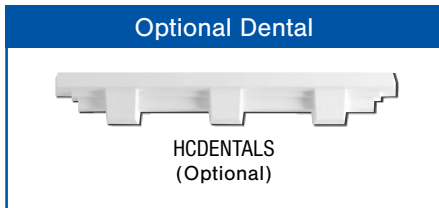
# Craftsman Clear Low-E SDL

Glass Inserts in Heritage Series™ Smooth Skins.  
 With Beveled 1" Aluminum Grids Adhered to the top of the Glass.  
 (These Lite Kits use the Heritage Series™ Screw & Plug Frame)



**SDL Bar for Smooth doors only**  
 Applied with 3M™ VHB™ tape

**No shadow bar**  
**Not available over GBG**  
**Not available over mini blind**



HGS-217-SDLC5-2  
 (1° 1²)



HGSSL-617-SDLC12-1  
 (2<sup>8</sup> 2<sup>10</sup> 3°)



HGS-217-SDLC5-2  
 (2<sup>8</sup> 2<sup>10</sup> 3°)



HGSSL-617-SDLC6-1  
 (1° 1²)



HGS-217-SDLC7-2  
 (1° 1²)



HGSSL-852-SDLC13-1  
 (2<sup>8</sup> 2<sup>10</sup> 3°)



HGS-217-SDLC8-2  
 (1° 1²)



HGSSL-852-SDLC14-X  
 (2<sup>8</sup> 2<sup>10</sup> 3°)

Smooth

*note:*  
 All Doorglass called out as 3/0 sizing

# Textured Glass Inserts



Belleville Smooth Door with Pearl Glass Textured Insert  
Glass: Pearl (140) | Door: BLS-122-140-X



# Textured Glass Inserts

Full & Half-Lite Textured Glass Inserts.

Centurion® Screw & Plug Frame



-122-115-X  
(2<sup>6</sup> 2<sup>8</sup> 2<sup>10</sup> 3<sup>0</sup>)



-152-115-X  
(1<sup>0</sup> 1<sup>2</sup>)



-152-115-X  
(10")



-106-116-1  
(2<sup>8</sup> 2<sup>10</sup> 3<sup>0</sup>)



-106-116-1P  
(2<sup>8</sup> 2<sup>10</sup> 3<sup>0</sup>)



-106-140-2  
(2<sup>6</sup> 2<sup>8</sup> 2<sup>10</sup> 3<sup>0</sup>)

PRIVACY RATING

1 ————— 9 ————— 10  
Least Most  
Obscure Obscure

Chord 115

Double Water 113

Pear 116

Pearl 140

Quill 119

Rooftop 61


**BLS** Smooth **BLT** Oak Grain Textured **BFT** Fir Textured **BMT** Mahogany Textured

*note:*  
All Doorglass called out as 3/0 sizing

# Panel Doors




Belleville Smooth (6-Panel Door)  
Door: BLS-6



6/8  
Fire Door Available

BLS  
BLT


—X  
(2° 2<sup>4</sup> 2<sup>6</sup> 2<sup>8</sup> 2<sup>10</sup> 3°)



7/0  
Fire Door Available

BLS  
BLT

—X  
(3° x 7°)



8/0  
Fire Door Available

BLS  
BLT

—X  
(2° 2<sup>4</sup> 2<sup>6</sup> 2<sup>8</sup> 2<sup>10</sup> 3° 3<sup>6\*</sup>)

BLS Smooth BLT Oak Grain Textured BFT Fir Textured BMT Mahogany Textured

\*BLS Only.



# Panel Doors



\_\_\_-2ST  
(2<sup>8</sup> 2<sup>10</sup> 3<sup>0</sup>)

BLS  
BLT



\_\_\_-2ST  
(2<sup>8</sup> 2<sup>10</sup> 3<sup>0</sup>)

BLS  
BLT



BLS-2RO  
(2<sup>8</sup> 2<sup>10</sup> 3<sup>0</sup>)

BLS



BLS-2RO  
(2<sup>8</sup> 2<sup>10</sup> 3<sup>0</sup>)

BLS



\_\_\_-2P  
(2<sup>8</sup> 2<sup>10</sup> 3<sup>0</sup>)

BLS  
BMT



BLS-2P  
(2<sup>8</sup> 2<sup>10</sup> 3<sup>0</sup>)

BLS



\_\_\_-4NE  
(2<sup>8</sup> 2<sup>10</sup> 3<sup>0</sup>)

BLS  
BLT



\_\_\_-4BT  
(2<sup>8</sup> 2<sup>10</sup> 3<sup>0</sup>)

BLS  
BLT



\_\_\_-3  
(2<sup>8</sup> 2<sup>10</sup> 3<sup>0</sup>)

BLS  
BLT



\_\_\_-2  
(2<sup>8</sup> 2<sup>10</sup> 3<sup>0</sup>)

BLS  
BFT  
BMT



\_\_\_-6  
(2<sup>6</sup> 2<sup>8</sup> 2<sup>10</sup> 3<sup>0</sup>)

BLS  
BLT  
BFT  
BMT



\_\_\_-6  
(3<sup>0</sup> x 7<sup>0</sup>)

BLS  
BLT



\_\_\_-6  
(2<sup>6</sup> 2<sup>8</sup> 2<sup>10</sup> 3<sup>0</sup>)

BLS  
BLT  
BMT



\_\_\_-8  
(2<sup>10</sup> 3<sup>0</sup>)

BLS  
BLT  
BMT



\_\_\_-8  
(2<sup>10</sup> 3<sup>0</sup>)

BLS  
BLT



\_\_\_-2  
(2<sup>8</sup> 2<sup>10</sup> 3<sup>0</sup>)

BLS

BLS Smooth BLT Oak Grain Textured BFT Fir Textured BMT Mahogany Textured

# Barrington® Doors



Barrington Flagstaff  
Door: BFS-P

## Barrington® Flagstaff® Rustic Doors



BFS-P  
(3°)

BFS-P  
(3° 3°)

**BFS** Barrington Flagstaff **BSN** Barrington Sierra **BSP** Barrington Sierra Plank



# Barrington® Sierra Rustic Doors



6/8

8/0

6/8

8/0

6/8

8/0

BSP-1  
(3°)

BSP-1  
(3° 3⁶)

BSP-1R  
(3°)

BSP-1R  
(3° 3⁶)

BSP-2P  
(3°)

BSP-2P  
(3° 3⁶)

BSP-2R  
(3°)

BSP-2R  
(3° 3⁶)

BSN-2CT  
(3°)

BSN-2CT  
(3° 3⁶)

BSN-2R  
(3°)

BSN-2R  
(3° 3⁶)

**BFS** Barrington Flagstaff **BSN** Barrington Sierra **BSP** Barrington Sierra Plank

# Decorative Glass Families



Belleville Oak Grain Door with Beverly Glass Decorative Insert  
Glass: Beverly (42) | Door: BLT-203-42-7



# Adelaide

PAGE 72



Antique Black Caming


Beveled Sable Glass

Clear Bevel Glass



# Artisan

PAGE 74



Clear Bevel Glass

Antique Black Caming

Luminating 1/8" Reed Glass

Granite Glass



# Beverly

PAGE 76



Clear Baroque Glass

Clear Bevel Glass

Antique Black Caming

Granite Glass



# Castellon

PAGE 78



Platinum Caming

Sea Spray Glass

Clear Bevel Glass

Kasumi Glass


Rain Glass





# Cruz

PAGE 86



Clear Glass    Antique Black Caming    Mistlite Glass    Granite Glass

8

**MASONITE DOORS**

1 Least Obscure — 8 Most Obscure 10

# Dahlia

PAGE 112



Tempered Sable Glass (Inside Facing)    Wrought Iron

8

**TRIMLITE**

1 Least Obscure — 8 Most Obscure 10

# Element

PAGE 88



Granite Beveled Glass    Granite Glass    Antique Black Caming    Clear Beveled Glass

5

**MASONITE DOORS**

1 Least Obscure — 5 Most Obscure 10

# Frontier

PAGE 90



Pear Glass    Grey Water Glass    Seedy Glass    Antique Black Caming

4

**MASONITE DOORS**

1 Least Obscure — 4 Most Obscure 10



# Harlow

PAGE 92



Clear Beveled Glass | Narrow Reed Glass | Clear Glass | Granite Glass



# Iron Springs

PAGE 114



Tempered Pear Glass (Inside Facing) | Wrought Iron




# Kordella

PAGE 94



White Etched Glass | Clear Beveled Glass | Seed Glass | Dark Grey Glass | Pear Glass | Antique Black Caming



# Marco

PAGE 96



Granite Glass | Antique Black Caming | Grey Water Glass | Seedy Glass | Clear Water Glass





# Modena

PAGE 98



Platinum Caming  
Narrow Reed Glass  
Clear Beveled Glass  
Granite Glass

7



# Naples

PAGE 100



Clear Beveled Glass  
Narrow Reed Glass  
Antique Black Caming  
Granite Glass

6



# Niagara

PAGE 102



Brass Caming  
Clear Beveled Glass  
Glue Chip Glass  
Antique Black Caming  
Granite Glass

7



# Panama

PAGE 104



Brass Caming  
Granite Glass  
Clear Beveled Glass  
Aqua Glass  
Platinum Caming

4





# Riverside

PAGE 106



Clear Beveled Glass  
White Etched Glass

8



# Royston

PAGE 108



Granite Glass  
White Etched Glass  
Clear Beveled Glass  
Rain Glass  
Antique Black Caming

8



# Sophia

PAGE 110



Platinum Caming  
Antique Black Caming  
Lava Glass  
Antique Black Caming  
Clear Beveled Glass

7



# Tanglewood

PAGE 118




Tempered Granite Glass (Inside Facing)  
Wrought Iron

9






# Adelaide Entry Doors



Belleville Smooth Door with Trimlite Decorative Glass Insert  
Glass: Adelaide (21)  
Door: BLS-404-21-2



-122-21-X  
(2<sup>8</sup> 2<sup>10</sup> 3<sup>0</sup>)



-152-21-X  
(1<sup>0</sup> 1<sup>2</sup>)



-106-21-2  
(2<sup>8</sup> 2<sup>10</sup> 3<sup>0</sup>)



-129-21-1  
(1<sup>0</sup> 1<sup>2</sup>)



-129-21-2  
(2<sup>8</sup> 2<sup>10</sup> 3<sup>0</sup>)



-137-21-4  
(2<sup>8</sup> 2<sup>10</sup> 3<sup>0</sup>)

note:

All Doorglass called out as 3/0 sizing    BLS Smooth    BLT Oak Grain Textured    BFT Fir Textured    BMT Mahogany Textured



# Adelaide Entry Doors



-106-21-1  
(2<sup>8</sup> 2<sup>10</sup> 3<sup>0</sup>)



-106-21-1P  
(2<sup>8</sup> 2<sup>10</sup> 3<sup>0</sup>)




-404-21-1  
(2<sup>8</sup> 2<sup>10</sup> 3<sup>0</sup>)



-404-21-2  
(2<sup>8</sup> 2<sup>10</sup> 3<sup>0</sup>)

6/8



-810-21-X  
(2<sup>8</sup> 2<sup>10</sup> 3<sup>0</sup>)



-852-21-X  
(1<sup>0</sup> 1<sup>2</sup>)



-122-21-1  
(2<sup>8</sup> 2<sup>10</sup> 3<sup>0</sup>)

8/0



-404-21-2  
(2<sup>8</sup> 2<sup>10</sup> 3<sup>0</sup>)



-450-21-1  
(1<sup>0</sup> 1<sup>2</sup>)



-404-21-1  
(2<sup>8</sup> 2<sup>10</sup> 3<sup>0</sup>)



BLS-404-21-1P  
(2<sup>8</sup> 2<sup>10</sup> 3<sup>0</sup>)

8/0

**BLS** Smooth **BLT** Oak Grain Textured **BFT** Fir Textured **BMT** Mahogany Textured

*note:* All Doorglass called out as 3/0 sizing



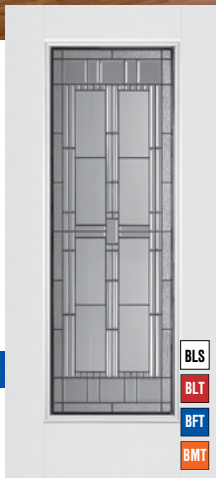
Belleville Smooth Door with Trimlite  
Decorative Glass Insert  
Glass: Artisan (26)  
Door: BLS-122-26-X

# Artisan Entry Doors



Antique Black  
Caming (26) **PRIVACY RATING 7**  
clear opaque

6/8



-122-26-X  
(2<sup>8</sup> 2<sup>10</sup> 3<sup>0</sup>)



-152-26-X  
(1<sup>0</sup> 1<sup>2</sup>)



-106-26-2  
(2<sup>8</sup> 2<sup>10</sup> 3<sup>0</sup>)

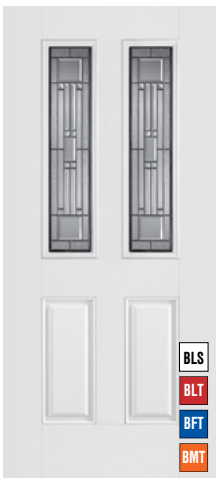


-129-26-1  
(1<sup>0</sup> 1<sup>2</sup>)

6/8



-106-26-1  
(2<sup>8</sup> 2<sup>10</sup> 3<sup>0</sup>)



-129-26-2  
(2<sup>8</sup> 2<sup>10</sup> 3<sup>0</sup>)



-106-26-1P  
(2<sup>8</sup> 2<sup>10</sup> 3<sup>0</sup>)

*note:* All Doorglass called out as 3/0 sizing **BLS** Smooth **BLT** Oak Grain Textured **BFT** Fir Textured **BMT** Mahogany Textured



# Artisan Entry Doors & Sidelites



-404-26-1  
(2<sup>8</sup> 2<sup>10</sup> 3<sup>0</sup>)



-404-26-2  
(2<sup>8</sup> 2<sup>10</sup> 3<sup>0</sup>)



-450-26-1  
(1<sup>0</sup> 1<sup>2</sup>)


6/8



-810-26-X  
(2<sup>8</sup> 2<sup>10</sup> 3<sup>0</sup>)



-852-26-X  
(1<sup>0</sup> 1<sup>2</sup>)



-122-26-1  
(2<sup>8</sup> 2<sup>10</sup> 3<sup>0</sup>)

8/0



-404-26-2  
(2<sup>8</sup> 2<sup>10</sup> 3<sup>0</sup>)



-450-26-1  
(1<sup>0</sup> 1<sup>2</sup>)



-404-26-1P  
(2<sup>8</sup> 2<sup>10</sup> 3<sup>0</sup>)



-404-26-1  
(2<sup>8</sup> 2<sup>10</sup> 3<sup>0</sup>)

8/0

**BLS** Smooth   **BLT** Oak Grain Textured   **BFT** Fir Textured   **BMT** Mahogany Textured

*note:* All Doorglass called out as 3/0 sizing

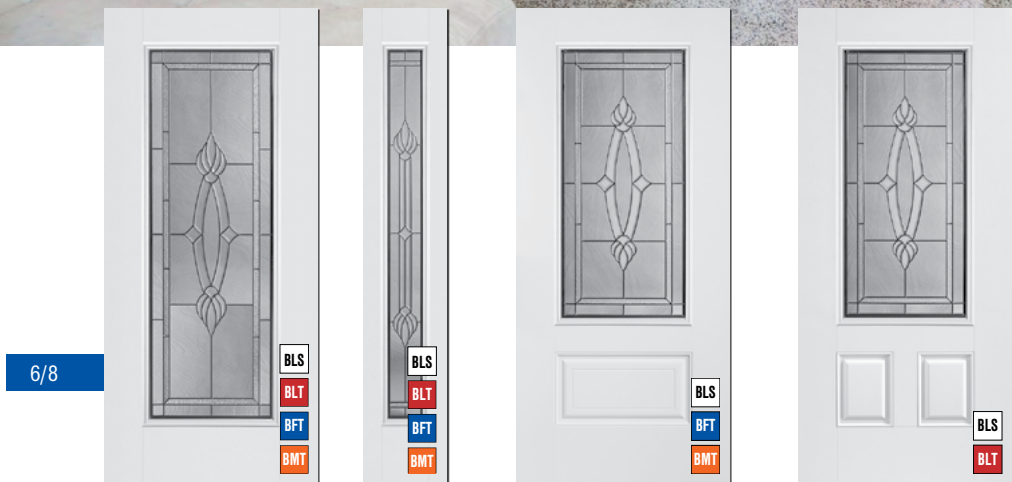
Belleville Fir Textured Door with Trimlite  
 Decorative Glass Insert  
 Glass: Beverly (42)  
 Door: BLT-106-42-2



Antique Black  
 Caming (42)

PRIVACY RATING 6  
 clear opaque

# Beverly Entry Doors



6/8

-122-42-X  
 (2<sup>8</sup> 2<sup>10</sup> 3<sup>0</sup>)

-152-42-X  
 (10" 1<sup>0</sup> 1<sup>2</sup>)

-404-42-1  
 (2<sup>8</sup> 2<sup>10</sup> 3<sup>0</sup>)

-404-42-2  
 (2<sup>8</sup> 2<sup>10</sup> 3<sup>0</sup>)



-106-42-1  
 (2<sup>8</sup> 2<sup>10</sup> 3<sup>0</sup>)

-129-42-1  
 (1<sup>0</sup> 1<sup>2</sup>)

-106-42-1P  
 (2<sup>8</sup> 2<sup>10</sup> 3<sup>0</sup>)

-106-42-2  
 (2<sup>6</sup> 2<sup>8</sup> 2<sup>10</sup> 3<sup>0</sup>)

-129-42-2  
 (2<sup>8</sup> 2<sup>10</sup> 3<sup>0</sup>)

*note:* All Doorglass called out as 3/0 sizing

BLS Smooth
 BLT Oak Grain Textured
 BFT Fir Textured
 BMT Mahogany Textured



# Beverly Entry Doors



—203-42-7  
(2<sup>10</sup> 3<sup>0</sup>)

BLS  
BLT  
BMT




—304-42-2  
(2<sup>8</sup> 2<sup>10</sup> 3<sup>0</sup>)

BLS  
BFT  
BMT



—300-42-X  
(2<sup>8</sup> 2<sup>10</sup> 3<sup>0</sup>)

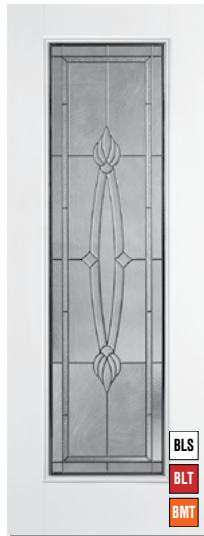
BLS  
BLT



—304-42-3  
(2<sup>8</sup> 2<sup>10</sup> 3<sup>0</sup>)

BLS  
BLT

6/8



—810-42-X  
(2<sup>8</sup> 2<sup>10</sup> 3<sup>0</sup>)

BLS  
BLT  
BMT



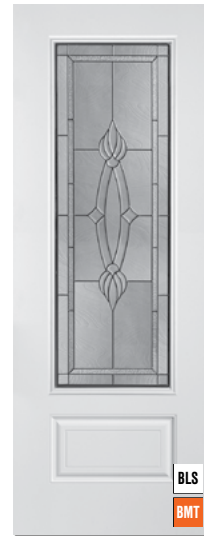
—852-42-X  
(1<sup>0</sup> 1<sup>2</sup>)

BLS  
BLT  
BMT



—201-42-7  
(2<sup>10</sup> 3<sup>0</sup>)

BLS  
BLT



—122-42-1  
(2<sup>8</sup> 2<sup>10</sup> 3<sup>0</sup>)

BLS  
BMT

8/0



—404-42-1  
(2<sup>8</sup> 2<sup>10</sup> 3<sup>0</sup>)

BLS  
BLT



—404-42-1P  
(2<sup>8</sup> 2<sup>10</sup> 3<sup>0</sup>)

BLS



—404-42-2  
(2<sup>8</sup> 2<sup>10</sup> 3<sup>0</sup>)

BLS  
BLT  
BMT



—450-42-1  
(1<sup>0</sup> 1<sup>2</sup>)

BLS  
BLT  
BMT

8/0


BLS Smooth BLT Oak Grain Textured BFT Fir Textured BMT Mahogany Textured

*note:*  
All Doorglass called out as 3/0 sizing



# Castellon Entry Doors



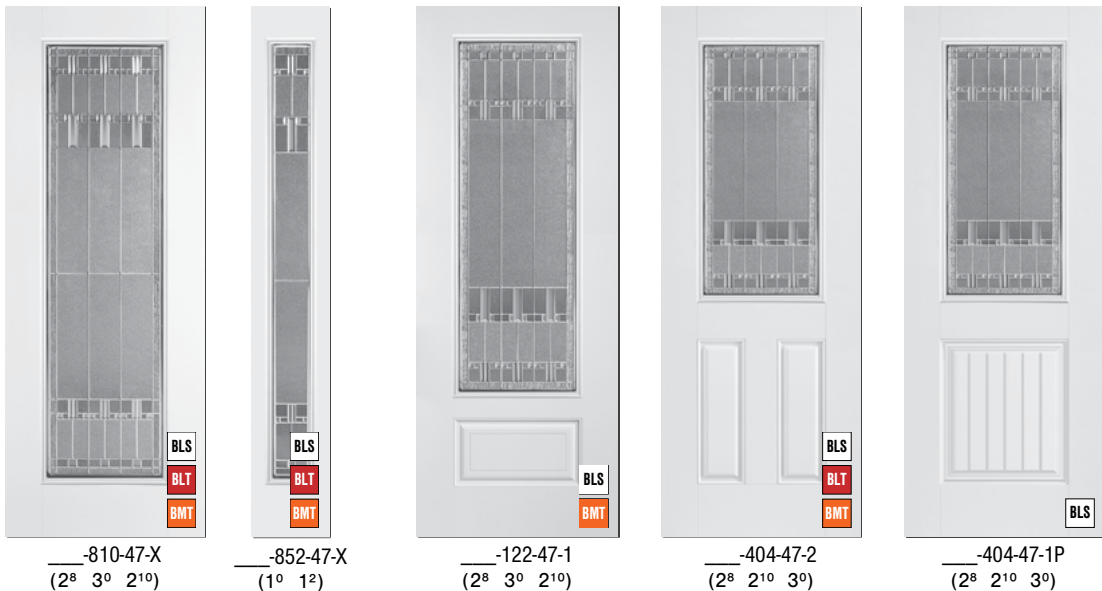
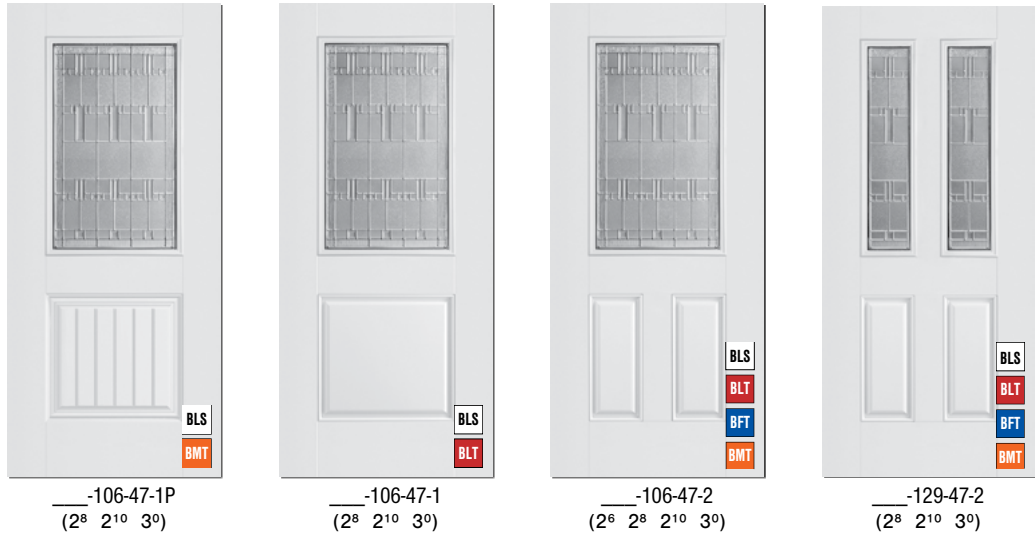
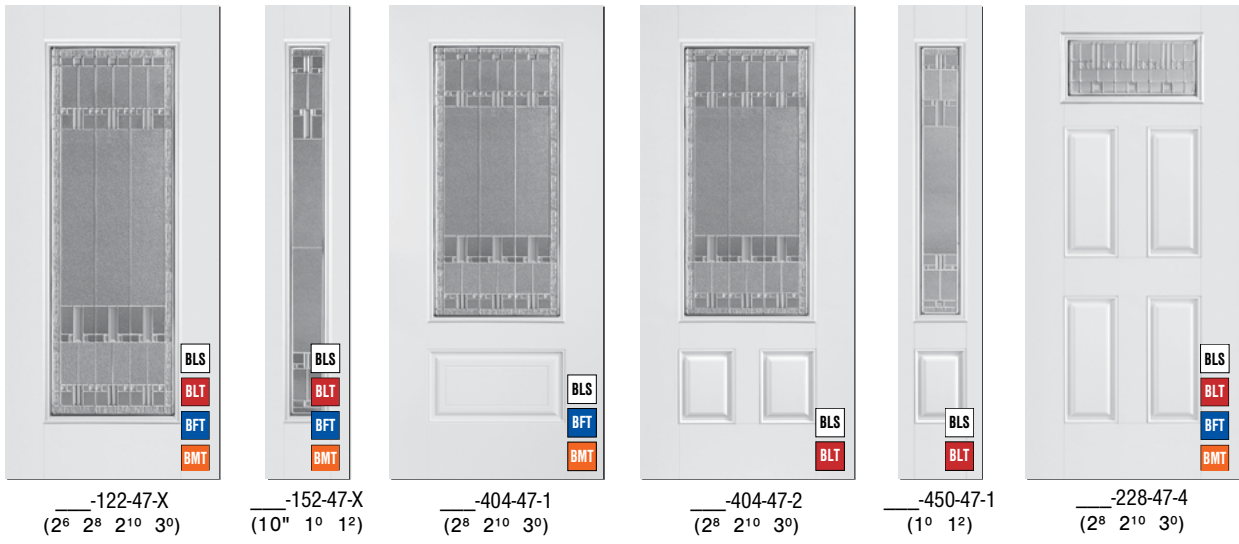

**Platinum Caming (47)**

<b>PRIVACY RATING 7</b>
clear      opaque

Belleville Smooth Door with Trimlite  
 Decorative Glass Insert  
 Glass: Castellon (47)  
 Door: BLS-122-47-1



# Castellon Entry Doors & Sidelites



BLS Smooth
 BLT Oak Grain Textured
 BFT Fir Textured
 BMT Mahogany Textured

*note:*  
All Doorglass called out as 3/0 sizing

Due to manufacturing, supply issues & discontinuations; specific styles and sizes of doors are subject to stock on-hand, and availability.

# Heritage Series™



Heritage Series™ Smooth Fiberglass  
with Masonite Decorative Glass Insert  
Glass: Naples (366)  
Door: HGS-217-366-2



# Heritage Series™ Craftsman Collection

AUTHENTIC CRAFTSMAN DETAIL

The Masonite® recessed 2-Panel exterior door combines crisp, clean lines inspired by classic craftsman architecture with the proven durability of fiberglass. Select an opaque application for added privacy, or choose from our decorative glass collection to flood your entryway with natural light.



- Heritage Series™ Craftsman door designs are available as opaque applications in both 6'8" and 8'0" applications to provide privacy and security or add one of the designs from our Craftsman decorative glass collection.
- Optional Dentil Shelf available.
- Factory glazable with lip lite frame.

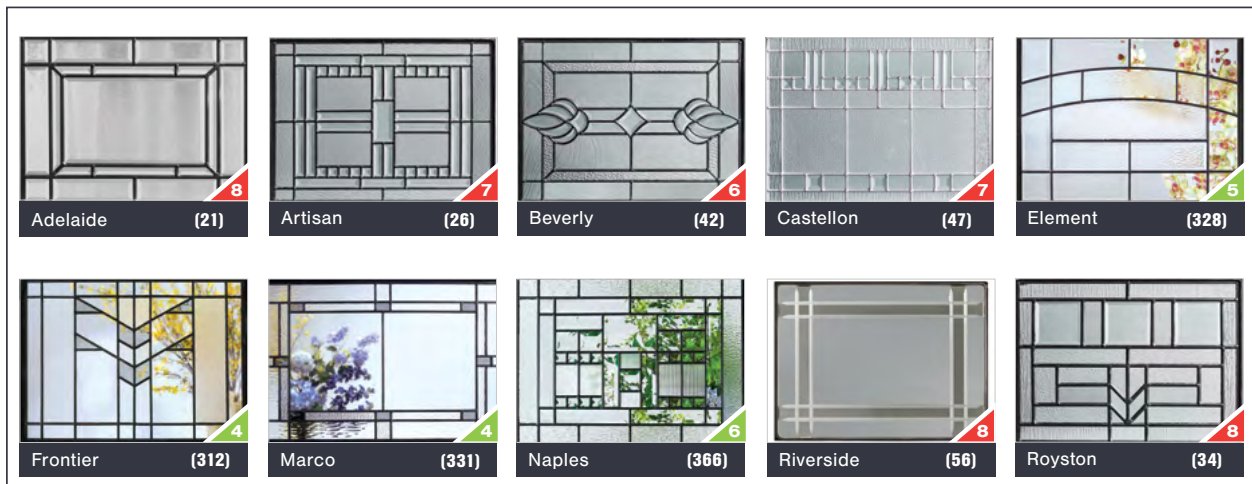


## Heritage Series™ Screw & Plug Frame



\*Tan frame has a straight-grain textured for painting or staining

### HERITAGE SERIES GLASS OPTIONS:

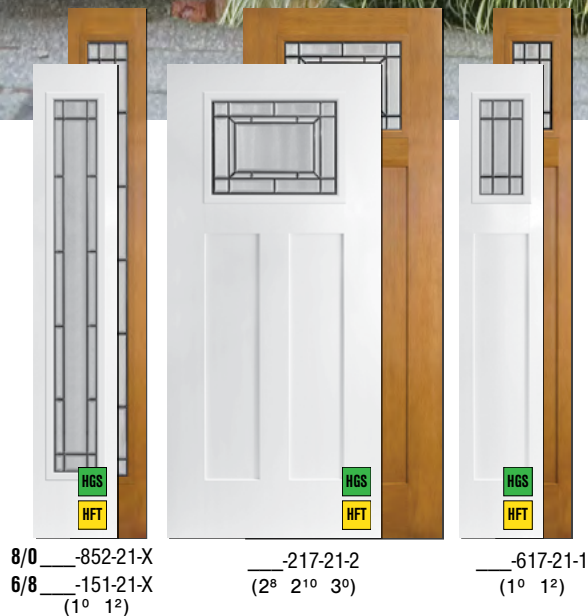
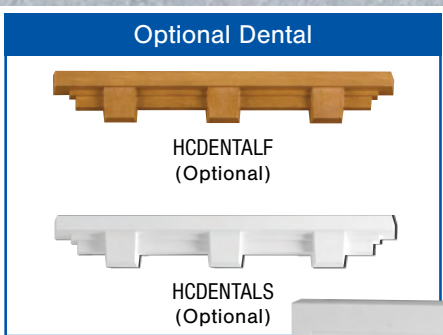




# Heritage Series™



Heritage Series™ Fir Textured Fiberglass with Masonite Decorative Glass Insert  
 Glass: Element (328)  
 Door: HFT-217-328-2  
 Sidelite: HFT-617-328-1



8/0 \_\_\_\_\_-852-21-X  
 6/8 \_\_\_\_\_-151-21-X (1° 12°)  
 \_\_\_\_\_-217-21-2 (2° 21° 30°)  
 \_\_\_\_\_-617-21-1 (1° 12°)

Adelaide

*note:*  
 All Doorglass called out as 3/0 sizing

**HGS** Smooth    **HFT** Fir Grain Textured



# Heritage Series Entry Doors & Sidelites

8/0 \_\_\_-852-26-X  
6/8 \_\_\_-151-26-X  
(1<sup>0</sup> 1<sup>2</sup>)

8/0 \_\_\_-217-26-2  
(2<sup>8</sup> 2<sup>10</sup> 3<sup>0</sup>)

8/0 \_\_\_-617-26-1  
(1<sup>0</sup> 1<sup>2</sup>)

Artisan

8/0 \_\_\_-852-42-X  
6/8 \_\_\_-151-42-X  
(1<sup>0</sup> 1<sup>2</sup>)

8/0 \_\_\_-217-42-2  
(2<sup>8</sup> 2<sup>10</sup> 3<sup>0</sup>)

8/0 \_\_\_-617-42-1  
(1<sup>0</sup> 1<sup>2</sup>)

Beverly

8/0 \_\_\_-852-47-X  
6/8 \_\_\_-151-47-X  
(1<sup>0</sup> 1<sup>2</sup>)

8/0 \_\_\_-217-47-2  
(2<sup>8</sup> 2<sup>10</sup> 3<sup>0</sup>)

8/0 \_\_\_-617-47-1  
(1<sup>0</sup> 1<sup>2</sup>)

Castellon

8/0 \_\_\_-852-328-X  
6/8 \_\_\_-151-328-X  
(1<sup>0</sup> 1<sup>2</sup>)

8/0 \_\_\_-217-328-2 +Dental  
(2<sup>8</sup> 2<sup>10</sup> 3<sup>0</sup>)

8/0 \_\_\_-617-328-1  
(1<sup>0</sup> 1<sup>2</sup>)

Element

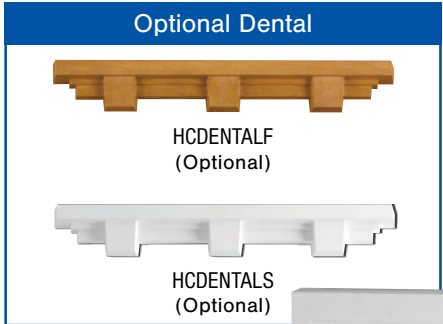
**HGS** Smooth    **HFT** Fir Grain Textured

*note:*  
All Doorglass called out as 3/0 sizing

Due to manufacturing, supply issues & discontinuations; specific styles and sizes of doors are subject to stock on-hand, and availability.

# Heritage Series™

Heritage Series™  
Smooth Fiberglass Door  
with Masonite Decorative  
Glass Insert  
Glass: Marco (331)  
Door HGS-217-331-2



8/0 \_\_\_-852-312-X  
6/8 \_\_\_-151-312-X (1<sup>0</sup> 1<sup>2</sup>)

\_\_\_-217-312-2 +Dental (2<sup>8</sup> 2<sup>10</sup> 3<sup>0</sup>)

\_\_\_-617-312-1 (1<sup>0</sup> 1<sup>2</sup>)

Frontier

*note:*  
All Doorglass called out as 3/0 sizing

HGS Smooth HFT Fir Grain Textured



# Heritage Series Entry Doors & Sidelites

8/0     -852-331-X  
6/8     -151-331-X  
      (1<sup>o</sup> 1<sup>2</sup>)

    -217-331-2  
      (2<sup>8</sup> 2<sup>10</sup> 3<sup>o</sup>)

    -617-331-1  
      (1<sup>o</sup> 1<sup>2</sup>)

Marco

8/0     -852-366-X  
6/8     -151-366-X  
      (1<sup>o</sup> 1<sup>2</sup>)

    -217-366-2  
      (2<sup>8</sup> 2<sup>10</sup> 3<sup>o</sup>)

    -617-366-1  
      (1<sup>o</sup> 1<sup>2</sup>)

Naples

    -151-56-X  
      (1<sup>o</sup> 1<sup>2</sup>)

    -217-56-2  
      (2<sup>8</sup> 2<sup>10</sup> 3<sup>o</sup>)

    -617-56-1  
      (1<sup>o</sup> 1<sup>2</sup>)

Riverside

    -151-34-X  
      (1<sup>o</sup> 1<sup>2</sup>)

    -217-34-2  
      (2<sup>8</sup> 2<sup>10</sup> 3<sup>o</sup>)

    -617-34-1  
      (1<sup>o</sup> 1<sup>2</sup>)


Royston

**HGS** Smooth    **HFT** Fir Grain Textured

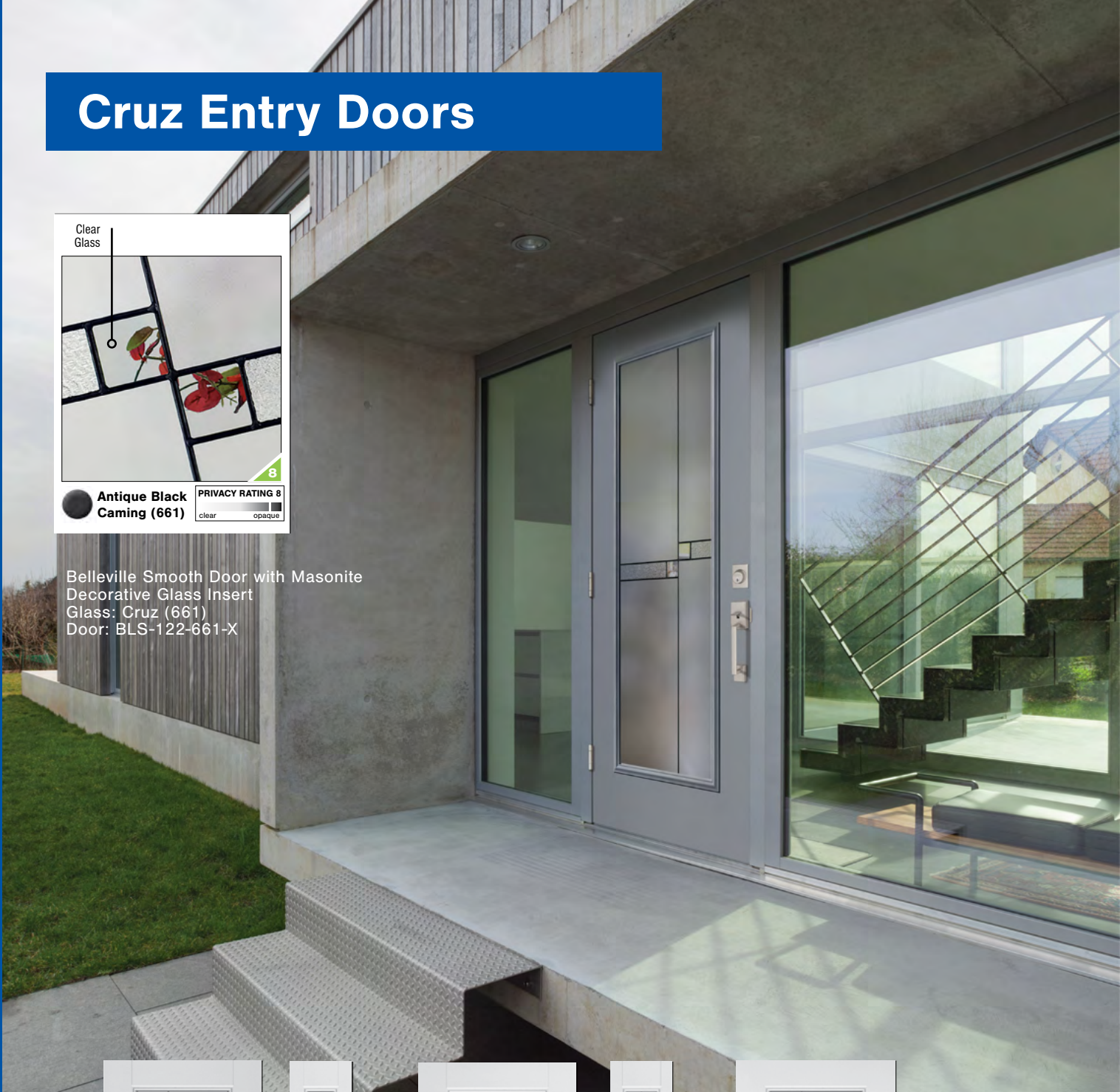
*note:*  
All Doorglass called out as 3/0 sizing






Due to manufacturing, supply issues & discontinuations; specific styles and sizes of doors are subject to stock on-hand, and availability.

# Cruz Entry Doors



Belleville Smooth Door with Masonite Decorative Glass Insert  
 Glass: Cruz (661)  
 Door: BLS-122-661-X



 <p>6/8</p>				
<p>—122-661-X (2<sup>8</sup> 2<sup>10</sup> 3<sup>0</sup>)</p>	<p>—152-661-X (1<sup>0</sup> 1<sup>2</sup>)</p>	<p>—404-661-2 (2<sup>8</sup> 2<sup>10</sup> 3<sup>0</sup>)</p>	<p>—450-661-1 (1<sup>0</sup> 1<sup>2</sup>)</p>	<p>—404-661-1 (2<sup>8</sup> 2<sup>10</sup> 3<sup>0</sup>)</p>

*note:* All Doorglass called out as 3/0 sizing

BLS Smooth	BLT Oak Grain Textured	BFT Fir Textured	BMT Mahogany Textured
------------	------------------------	------------------	-----------------------



# Cruz Entry Doors & Sidelites



Due to manufacturing, supply issues & discontinuations; specific styles and sizes of doors are subject to stock on-hand, and availability.

Belleville Fir Door with Masonite  
Decorative Glass Insert  
Glass: Element (328)  
Door: BFT-106-328-2



Antique Black  
Caming (328)

PRIVACY RATING 5  
clear — opaque

# Element Entry Doors

6/8	 BLS BLT BFT BMT -122-328-X (2 <sup>6</sup> 2 <sup>8</sup> 2 <sup>10</sup> 3 <sup>0</sup> )	 BLS BLT BFT BMT -152-328-1 (10 1 <sup>0</sup> 1 <sup>2</sup> )	 BLS BFT BMT -404-328-1 (2 <sup>8</sup> 2 <sup>10</sup> 3 <sup>0</sup> )	 BLS BLT -404-328-2 (2 <sup>8</sup> 2 <sup>10</sup> 3 <sup>0</sup> )	 BLS BLT -450-328-1 (1 <sup>0</sup> 1 <sup>2</sup> )
6/8	 BLS BLT BFT BMT -106-328-2 (2 <sup>6</sup> 2 <sup>8</sup> 2 <sup>10</sup> 3 <sup>0</sup> )	 BLS BLT BFT BMT -129-328-1 (1 <sup>0</sup> 1 <sup>2</sup> )	 BLS BLT BFT BMT -129-328-2 (2 <sup>8</sup> 2 <sup>10</sup> 3 <sup>0</sup> )	 BLS BMT -106-328-1P (2 <sup>8</sup> 2 <sup>10</sup> 3 <sup>0</sup> )	 BLS BLT -106-328-1 (2 <sup>8</sup> 2 <sup>10</sup> 3 <sup>0</sup> )

note:

All Doorglass called out as 3/0 sizing    BLS Smooth    BLT Oak Grain Textured    BFT Fir Textured    BMT Mahogany Textured

Due to manufacturing, supply issues & discontinuations; specific styles and sizes of doors are subject to stock on-hand, and availability.



# Element Entry Doors & Sidelites



-107-328-1P  
(2<sup>8</sup> 2<sup>10</sup> 3<sup>0</sup>)



-107-328-1  
(2<sup>8</sup> 2<sup>10</sup> 3<sup>0</sup>)



-107-328-2  
(2<sup>8</sup> 2<sup>10</sup> 3<sup>0</sup>)



-137-328-4  
(2<sup>8</sup> 2<sup>10</sup> 3<sup>0</sup>)

6/8



-122-328-1  
(2<sup>8</sup> 2<sup>10</sup> 3<sup>0</sup>)



-810-328-X  
(2<sup>8</sup> 2<sup>10</sup> 3<sup>0</sup>)



-852-328-1  
(1<sup>0</sup> 1<sup>2</sup>)

8/0



-404-328-1  
(2<sup>8</sup> 2<sup>10</sup> 3<sup>0</sup>)



-404-328-1P  
(2<sup>8</sup> 2<sup>10</sup> 3<sup>0</sup>)



-404-328-2  
(2<sup>8</sup> 2<sup>10</sup> 3<sup>0</sup>)



-450-328-1  
(1<sup>0</sup> 1<sup>2</sup>)

8/0

BLS Smooth
 BLT Oak Grain Textured
 BFT Fir Textured
 BMT Mahogany Textured

*note:*  
All Doorglass called out as 3/0 sizing

Due to manufacturing, supply issues & discontinuations; specific styles and sizes of doors are subject to stock on-hand, and availability.

# Frontier Entry Doors



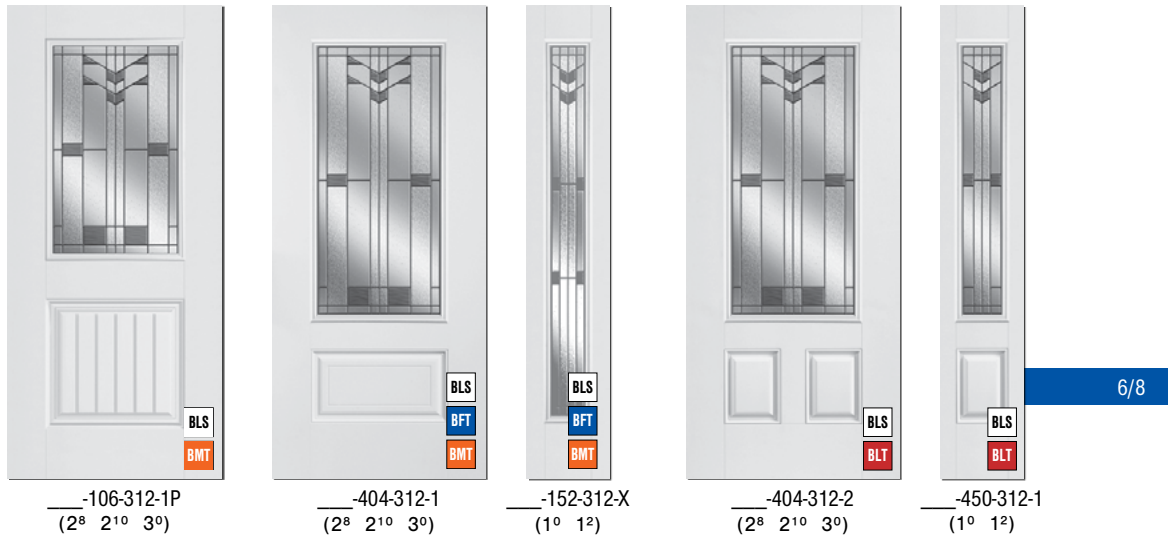
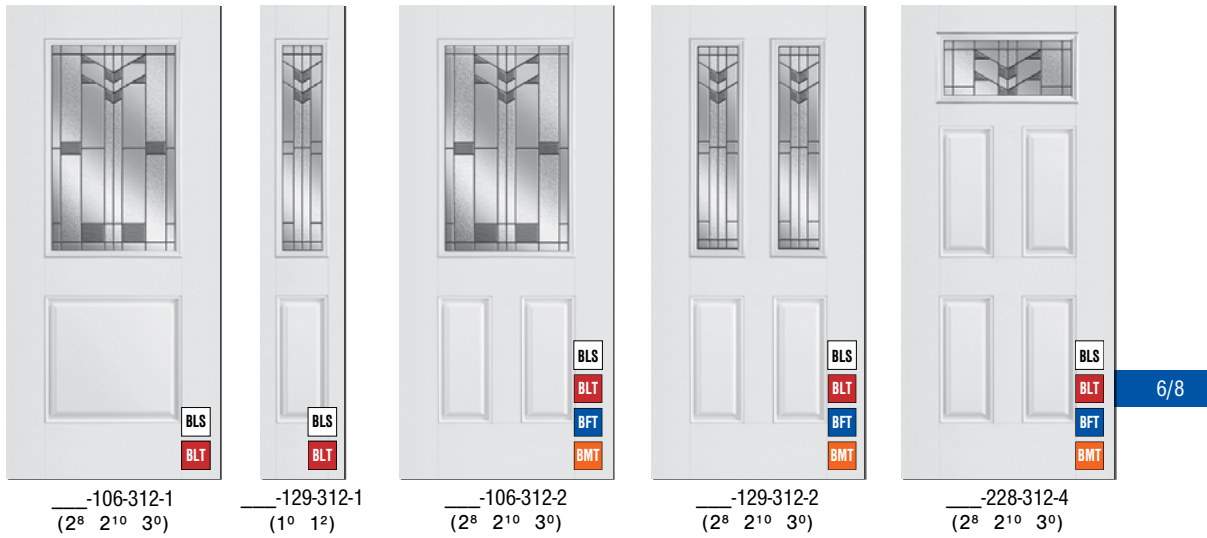
**Antique Black Caming (312)** **PRIVACY RATING 4**  
clear | opaque

Belleville Mahogany Textured Door  
with Masonite Decorative Glass Insert  
Glass: Frontier (312)  
Door: BMT-404-312-1  
Sidelite: BMT-450-312-1





# Frontier Entry Doors & Sidelites




BLS Smooth
 BLT Oak Grain Textured
 BFT Fir Textured
 BMT Mahogany Textured

*note:*  
All Doorglass called out as 3/0 sizing

Due to manufacturing, supply issues & discontinuations; specific styles and sizes of doors are subject to stock on-hand, and availability.

# Harlow Entry Doors

Clear Glass



8

Antique Black Caming (52)

PRIVACY RATING 8

clear	opaque
-------	--------

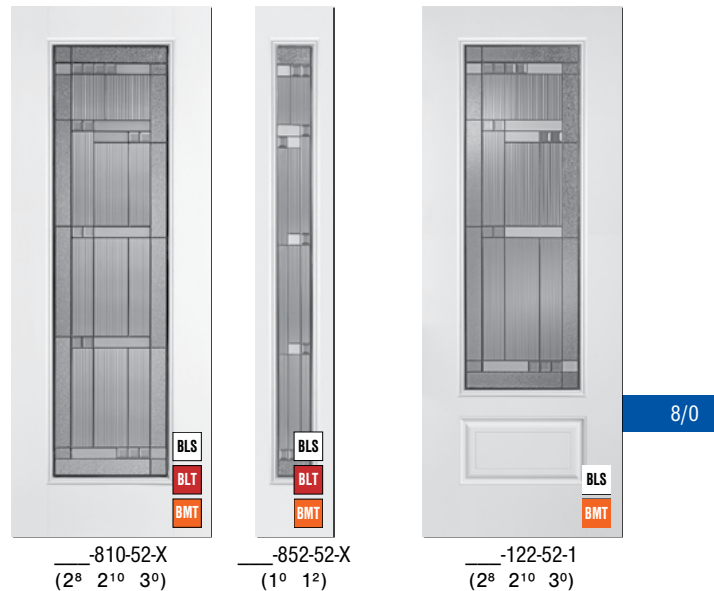


Belleville Smooth Door with Trimlite Decorative Glass Insert  
Glass: Harlow (52) | Door: BLS-106-52-1

Due to manufacturing, supply issues & discontinuations; specific styles and sizes of doors are subject to stock on-hand, and availability.




# Harlow Entry Doors & Sidelites



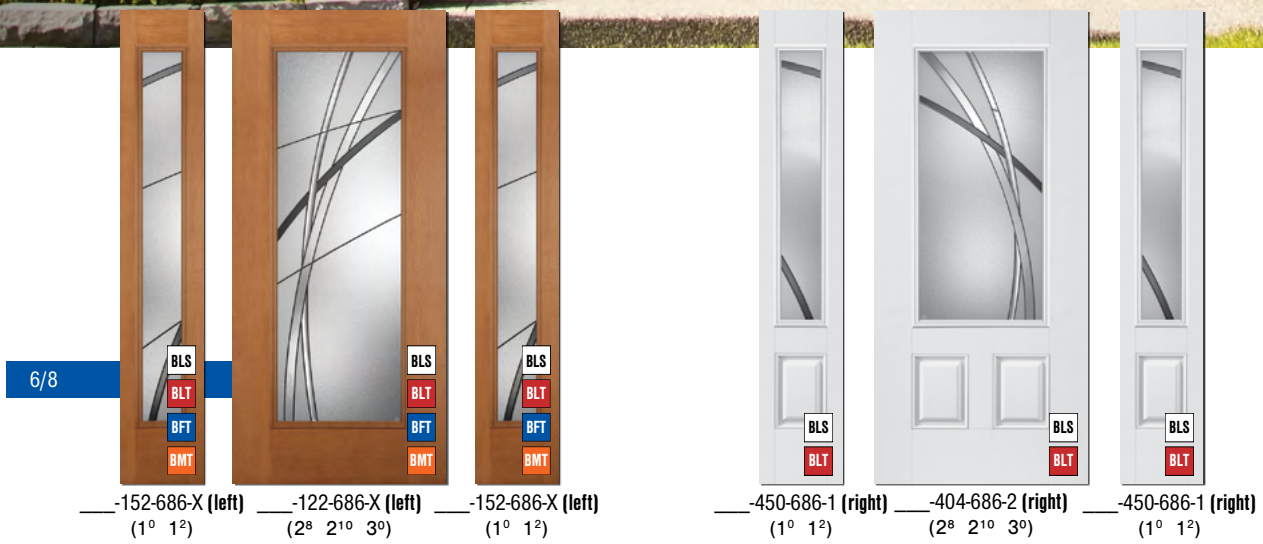
BLS Smooth  
 BLT Oak Grain Textured  
 BFT Fir Textured  
 BMT Mahogany Textured

*note:* All Doorglass called out as 3/0 sizing

Belleville Smooth Door  
with Masonite Decorative  
Glass Insert  
Glass: Kordella (686)  
Door: BLS-122-686-X (Left)  
Sidelites: BLS-152-686-X (Left)



# Kordella Entry Doors



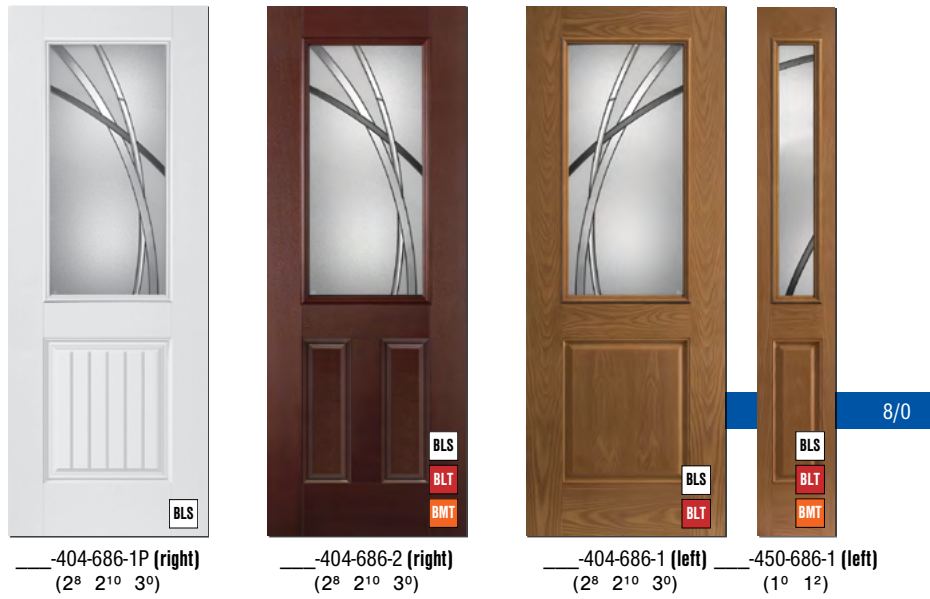
note: All Doorglass called out as 3/0 sizing

BLS Smooth    BLT Oak Grain Textured    BFT Fir Textured    BMT Mahogany Textured


Kordella Glass is "Handed" so please make sure to order a Right or Left glass for your application



# Kordella Entry Door & Sidelite



Kordella Glass is "Handed" so please make sure to order a Right or Left glass for your application  
(See below for a 6/0 Opening example)




Belleville Smooth Door with Right & Left Kordella Glass  
Decorative Glass Insert 6/0 Opening  
Glass: Kordella (686) | Door: BLS-122-686-X (left) & BLS-122-686-X (right)

Due to manufacturing, supply issues & discontinuations; specific styles and sizes of doors are subject to stock on-hand, and availability.



# Marco Entry Doors



Antique Black  
Caming (331)

PRIVACY RATING 4
clear   opaque



Belleville Smooth Door  
with Masonite Decorative  
Glass Insert  
Glass: Marco (331)  
Door: BLS-404-331-2



# Marco Entry Door & Sidelite




BLS Smooth  
 BLT Oak Grain Textured  
 BFT Fir Textured  
 BMT Mahogany Textured

note:  
 All Doorglass called out as 3/0 sizing

Due to manufacturing, supply issues & discontinuations; specific styles and sizes of doors are subject to stock on-hand, and availability.

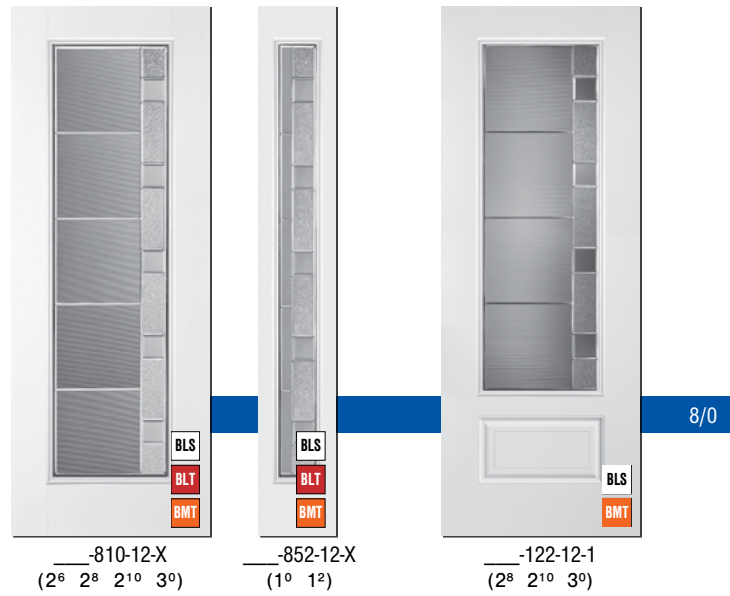

# Modena Entry Doors




Belleville Smooth Door & Sidelite with Trimlite Decorative Glass Insert  
 Glass: Modena (12) | Door: BLS-122-12-X Sidelite: BLSSL-152-12-X



# Modena Doors and Sidelites



Mainlites and Sidelites are reversible. Simply specify which way you want the insert upon ordering to create the look that works for you.



BLS Smooth  
 BLT Oak Grain Textured  
 BFT Fir Textured  
 BMT Mahogany Textured

*note:* All Doorglass called out as 3/0 sizing


Belleville Mahogany Textured Door  
with Masonite Decorative  
Glass Insert  
Glass: Naples (366)  
Door: BMT-106-366-2  
Sidelite: BMT-129-366-1



Antique Black  
Caming (366)

PRIVACY RATING 6  
clear opaque

# Naples Entry Doors



6/8

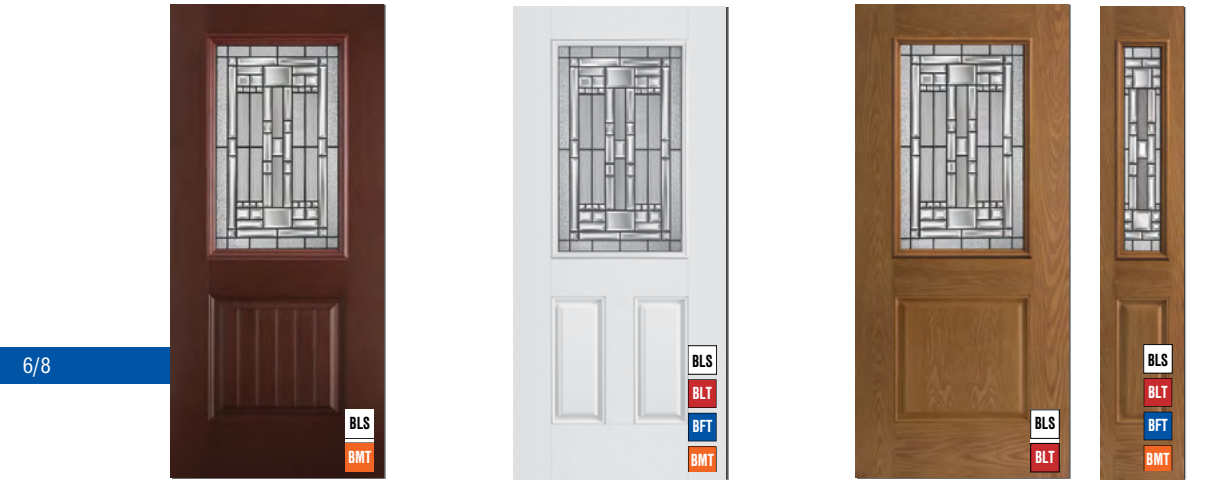
-122-366-X  
(2<sup>8</sup> 2<sup>10</sup> 3<sup>0</sup>)

-152-366-X  
(1<sup>0</sup> 1<sup>2</sup>)

-404-366-1  
(2<sup>8</sup> 2<sup>10</sup> 3<sup>0</sup>)

-404-366-2  
(2<sup>8</sup> 2<sup>10</sup> 3<sup>0</sup>)

-450-366-1  
(1<sup>0</sup> 1<sup>2</sup>)



6/8

-106-366-1P  
(2<sup>8</sup> 2<sup>10</sup> 3<sup>0</sup>)

-106-366-2  
(2<sup>8</sup> 2<sup>10</sup> 3<sup>0</sup>)

-106-366-1  
(2<sup>8</sup> 2<sup>10</sup> 3<sup>0</sup>)

-129-366-1  
(1<sup>0</sup> 1<sup>2</sup>)

All Doorglass called out as 3/0 sizing **BLS** Smooth **BLT** Oak Grain Textured **BFT** Fir Textured **BMT** Mahogany Textured

Due to manufacturing, supply issues & discontinuations; specific styles and sizes of doors are subject to stock on-hand, and availability.



# Naples Entry Doors



-203-366-7  
(2<sup>8</sup> 2<sup>10</sup> 3<sup>0</sup>)

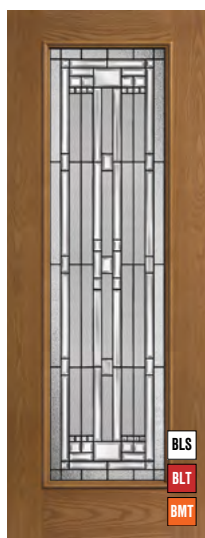
BLS  
BLT  
BMT



-228-366-4  
(2<sup>8</sup> 2<sup>10</sup> 3<sup>0</sup>)

BLS  
BLT  
BFT  
BMT

6/8




-810-366-X  
(2<sup>8</sup> 2<sup>10</sup> 3<sup>0</sup>)

BLS  
BLT  
BMT



-852-366-X  
(1<sup>0</sup> 1<sup>2</sup>)


BLS  
BLT  
BMT



-122-366-1  
(2<sup>8</sup> 2<sup>10</sup> 3<sup>0</sup>)


BLS  
BMT

8/0




-404-366-1  
(2<sup>8</sup> 2<sup>10</sup> 3<sup>0</sup>)

BLS  
BLT



-404-366-2  
(2<sup>8</sup> 2<sup>10</sup> 3<sup>0</sup>)

BLS  
BLT  
BMT



-450-366-1  
(1<sup>0</sup> 1<sup>2</sup>)

BLS  
BLT  
BMT



-404-366-1P  
(2<sup>8</sup> 2<sup>10</sup> 3<sup>0</sup>)

BLS

8/0


BLS Smooth BLT Oak Grain Textured BFT Fir Textured BMT Mahogany Textured

*note:*  
All Doorglass called out as 3/0 sizing

Due to manufacturing, supply issues & discontinuations; specific styles and sizes of doors are subject to stock on-hand, and availability.



# Niagara Entry Doors



Brass Caming (65)

Antique Black Caming (64)

**PRIVACY RATING 7**  
 clear  opaque



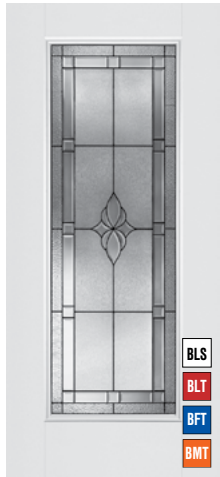
Belleville Smooth Door with Trimlite Decorative Glass Insert  
Glass: Niagara (64) | Door: BLS-129-64-2 | Sidelite: BLS-129-64-1

Due to manufacturing, supply issues & discontinuations; specific styles and sizes of doors are subject to stock on-hand, and availability.



# Niagara Entry Doors

ALL NIAGARA GLASS IS AVAILABLE IN EITHER BRASS (65) OR ANTIQUE BLACK (64) CAMING



-122-64-X  
(2<sup>6</sup> 2<sup>8</sup> 2<sup>10</sup> 3<sup>0</sup>)



-152-64-X  
(1<sup>0</sup> 1<sup>2</sup>)



-106-64-1P  
(2<sup>8</sup> 2<sup>10</sup> 3<sup>0</sup>)



-106-65-2  
(2<sup>6</sup> 2<sup>8</sup> 2<sup>10</sup> 3<sup>0</sup>)

6/8



-129-64-2  
(2<sup>8</sup> 2<sup>10</sup> 3<sup>0</sup>)



-129-64-1  
(1<sup>0</sup> 1<sup>2</sup>)



-135-64-4  
(2<sup>8</sup> 2<sup>10</sup> 3<sup>0</sup>)



-122-65-1  
(2<sup>8</sup> 2<sup>10</sup> 3<sup>0</sup>)

8/0

6/8

ALL NIAGARA GLASS IS AVAILABLE IN EITHER BRASS (65) OR ANTIQUE BLACK (64) CAMING

BLS Smooth
 BLT Oak Grain Textured
 BFT Fir Textured
 BMT Mahogany Textured

*note:*  
All Doorglass called out as 3/0 sizing

Belleville Smooth Door with  
Masonite Decorative Glass Insert  
Glass: Panama (725)  
Door: BLS-122-725-X  
Sidelite: BLS-152-725-X



● **Brass Caming**  
(724)

● **Platinum Caming**  
(725)

**PRIVACY RATING 4**  
clear — opaque

# Panama Entry Doors

6/8



—122-724-X  
(2<sup>6</sup> 2<sup>8</sup> 2<sup>10</sup> 3<sup>0</sup>)




—152-724-X  
(10" 1<sup>0</sup> 1<sup>2</sup>)



—404-725-1  
(2<sup>6</sup> 2<sup>8</sup> 3<sup>0</sup>)



—450-725-1  
(1<sup>0</sup> 1<sup>2</sup>)



—106-724-1  
(2<sup>8</sup> 2<sup>10</sup> 3<sup>0</sup>)



—129-724-1  
(1<sup>0</sup> 1<sup>2</sup>)



—203-725-7  
(2<sup>10</sup> 3<sup>0</sup>)



—106-725-1P  
(2<sup>8</sup> 2<sup>10</sup> 3<sup>0</sup>)



—135-724-4  
(2<sup>8</sup> 2<sup>10</sup> 3<sup>0</sup>)

ALL PANAMA GLASS IS  
AVAILABLE IN EITHER  
BRASS (724) OR  
PLATINUM (725) CAMING

note:

All Doorglass called out as 3/0 sizing

**BLS** Smooth   **BLT** Oak Grain Textured   **BFT** Fir Textured   **BMT** Mahogany Textured



# Panama Entry Doors

ALL PANAMA GLASS IS AVAILABLE IN EITHER BRASS (724) OR PLATINUM (725) CAMING



-304-725-2  
(2<sup>8</sup> 2<sup>10</sup> 3<sup>0</sup>)

BLS  
BFT  
BMT



-404-725-2  
(2<sup>8</sup> 2<sup>10</sup> 3<sup>0</sup>)

BLS  
BLT



-106-725-2  
(2<sup>6</sup> 2<sup>8</sup> 2<sup>10</sup> 3<sup>0</sup>)

BLS  
BLT  
BFT  
BMT



-129-725-2  
(2<sup>8</sup> 2<sup>10</sup> 3<sup>0</sup>)


BLS  
BLT  
BFT  
BMT

6/8



-201-724-7  
(2<sup>10</sup> 3<sup>0</sup>)

BLS  
BLT




-404-724-1  
(2<sup>8</sup> 2<sup>10</sup> 3<sup>0</sup>)

BLS  
BLT



-404-725-1P  
(2<sup>8</sup> 2<sup>10</sup> 3<sup>0</sup>)

BLS



-122-724-1  
(2<sup>8</sup> 2<sup>10</sup> 3<sup>0</sup>)

BLS  
BMT

8/0




-810-724-X  
(2<sup>8</sup> 2<sup>10</sup> 3<sup>0</sup>)

BLS  
BLT  
BMT



-852-724-X  
(1<sup>0</sup> 12)

BLS  
BLT  
BMT



-404-724-2  
(2<sup>8</sup> 2<sup>10</sup> 3<sup>0</sup>)

BLS  
BLT  
BMT



-450-724-1  
(1<sup>0</sup> 12)

BLS  
BLT  
BMT

8/0

ALL PANAMA GLASS IS AVAILABLE IN EITHER BRASS (724) OR PLATINUM (725) CAMING

BLS Smooth BLT Oak Grain Textured BFT Fir Textured BMT Mahogany Textured


note: All Doorglass called out as 3/0 sizing

# Riverside Entry Doors



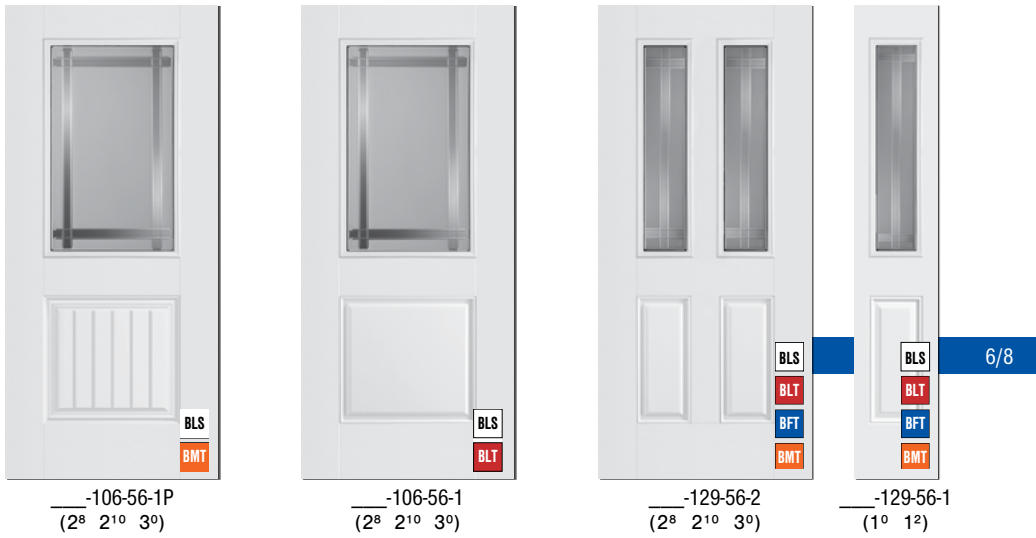
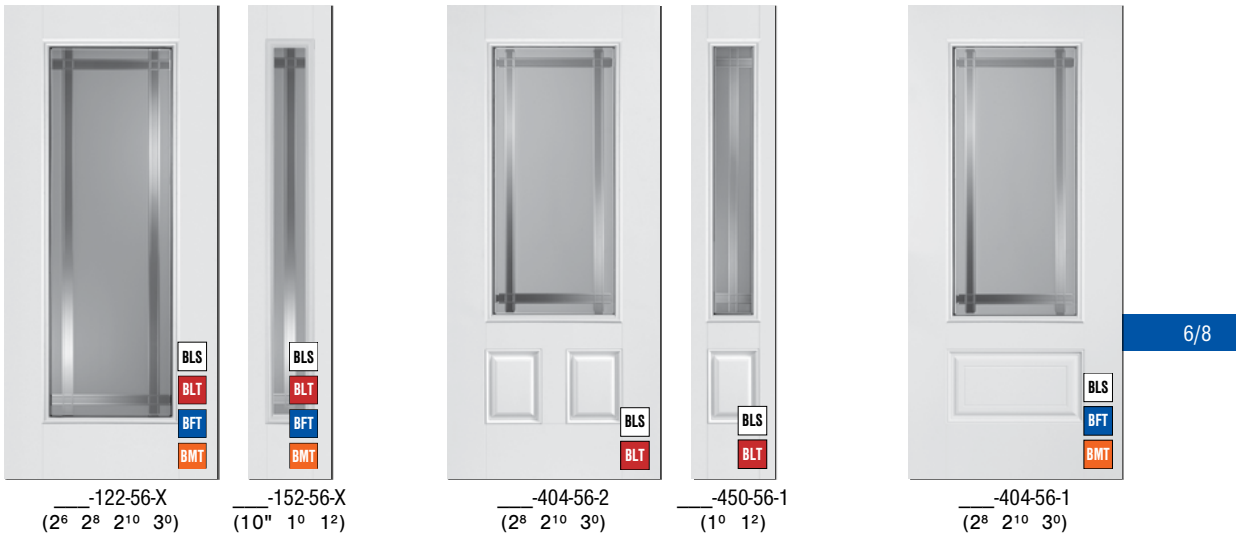
**Satin Etch (56)**  
PRIVACY RATING 8  
clear — opaque

Belleville Smooth Door with Trimlite  
Decorative Glass Insert  
Glass: Riverside | Door: BLS-122-56-X





# Riverside Entry Doors & Sidelites



BLS Smooth  
 BLT Oak Grain Textured  
 BFT Fir Textured  
 BMT Mahogany Textured  
 *note:*  
All Doorglass called out as 3/0 sizing

Due to manufacturing, supply issues & discontinuations; specific styles and sizes of doors are subject to stock on-hand, and availability.

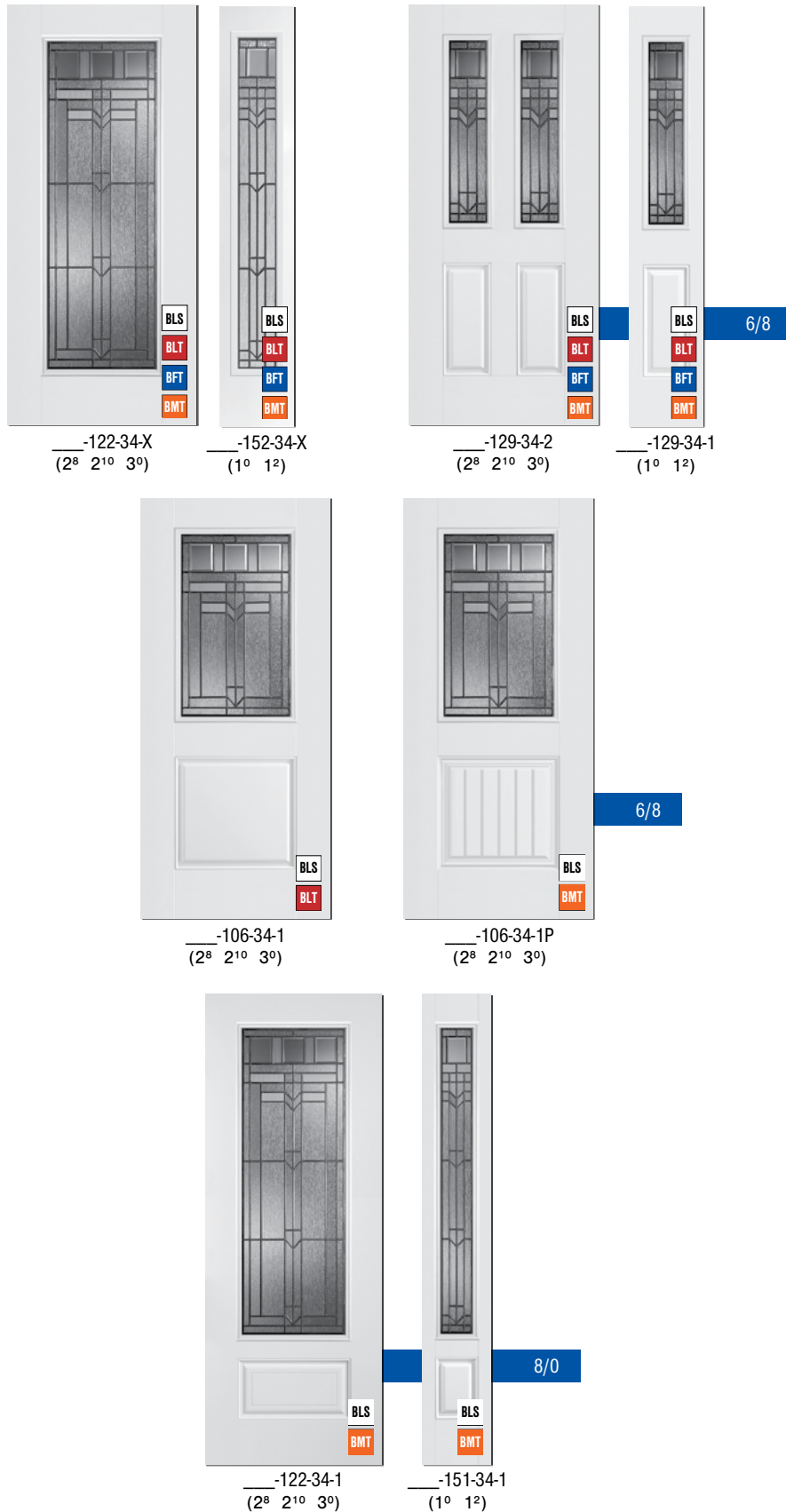
# Royston Entry Doors



Belleville Smooth Door with Trimlite Decorative Glass Insert  
Glass: Royston | Door: BLS-106-34-1P



# Royston Entry Doors & Sidelites



BLS Smooth
 BLT Oak Grain Textured
 BFT Fir Textured
 BMT Mahogany Textured

*note:*  
All Doorglass called out as 3/0 sizing

# Sophia Entry Doors



Platinum Caming (40)  
 Antique Black Caming (39)

PRIVACY RATING 7  
 clear — opaque



Belleville Smooth Doors with Trimplite Decorative Glass Insert (Transom sourced elsewhere)  
 Glass: Sophia (39) | Doors: BLS-106-39-1P

6/8

<b>BLS</b> <b>BLT</b> <b>BFT</b> <b>BMT</b>	<b>BLS</b> <b>BLT</b> <b>BFT</b> <b>BMT</b>	<b>BLS</b> <b>BLT</b>	<b>BLS</b> <b>BLT</b>	<b>BLS</b> <b>BLT</b> <b>BFT</b> <b>BMT</b>	<b>BLS</b> <b>BLT</b> <b>BFT</b> <b>BMT</b>
-122-39-X (2 <sup>8</sup> 2 <sup>10</sup> 3 <sup>0</sup> )	-152-39-X (1 <sup>0</sup> 1 <sup>2</sup> )	-404-39-2 (2 <sup>8</sup> 2 <sup>10</sup> 3 <sup>0</sup> )	-450-39-1 (1 <sup>0</sup> 1 <sup>2</sup> )	-106-39-2 (2 <sup>8</sup> 2 <sup>10</sup> 3 <sup>0</sup> )	-129-39-1 (1 <sup>0</sup> 1 <sup>2</sup> )

*note:* All Doorglass called out as 3/0 sizing  
**BLS** Smooth **BLT** Oak Grain Textured **BFT** Fir Textured **BMT** Mahogany Textured



# Sophia Entry Doors & Sidelites

ALL SOPHIA GLASS IS AVAILABLE IN EITHER PLATINUM (40) OR ANTIQUE BLACK (39) CAMING



-304-39-2  
(2<sup>8</sup> 2<sup>10</sup> 3<sup>0</sup>)

BLS  
BFT  
BMT



-304-39-3  
(2<sup>8</sup> 2<sup>10</sup> 3<sup>0</sup>)

BLS  
BLT



-203-39-7  
(2<sup>10</sup> 3<sup>0</sup>)

BLS  
BLT  
BMT



-135-39-4  
(2<sup>8</sup> 2<sup>10</sup> 3<sup>0</sup>)


BLS  
BLT

6/8



-106-39-1  
(2<sup>8</sup> 2<sup>10</sup> 3<sup>0</sup>)

BLS  
BLT




-106-39-1P  
(2<sup>8</sup> 2<sup>10</sup> 3<sup>0</sup>)

BLS  
BMT



-129-39-2  
(2<sup>8</sup> 2<sup>10</sup> 3<sup>0</sup>)


BLS  
BLT  
BFT  
BMT



-404-39-1  
(2<sup>8</sup> 2<sup>10</sup> 3<sup>0</sup>)

BLS  
BFT  
BMT

6/8



-404-39-1P  
(2<sup>8</sup> 2<sup>10</sup> 3<sup>0</sup>)

BLS



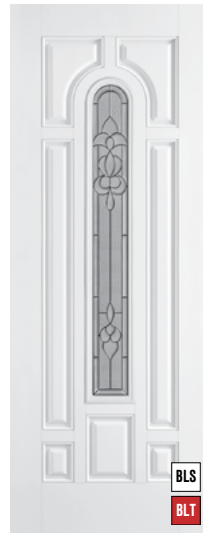
-404-39-1  
(2<sup>8</sup> 2<sup>10</sup> 3<sup>0</sup>)

BLS  
BLT



-404-39-2  
(2<sup>8</sup> 2<sup>10</sup> 3<sup>0</sup>)

BLS  
BLT  
BMT



-201-39-7  
(2<sup>10</sup> 3<sup>0</sup>)

BLS  
BLT



-122-39-1  
(2<sup>8</sup> 2<sup>10</sup> 3<sup>0</sup>)

BLS  
BMT


8/0

BLS Smooth BLT Oak Grain Textured BFT Fir Textured BMT Mahogany Textured

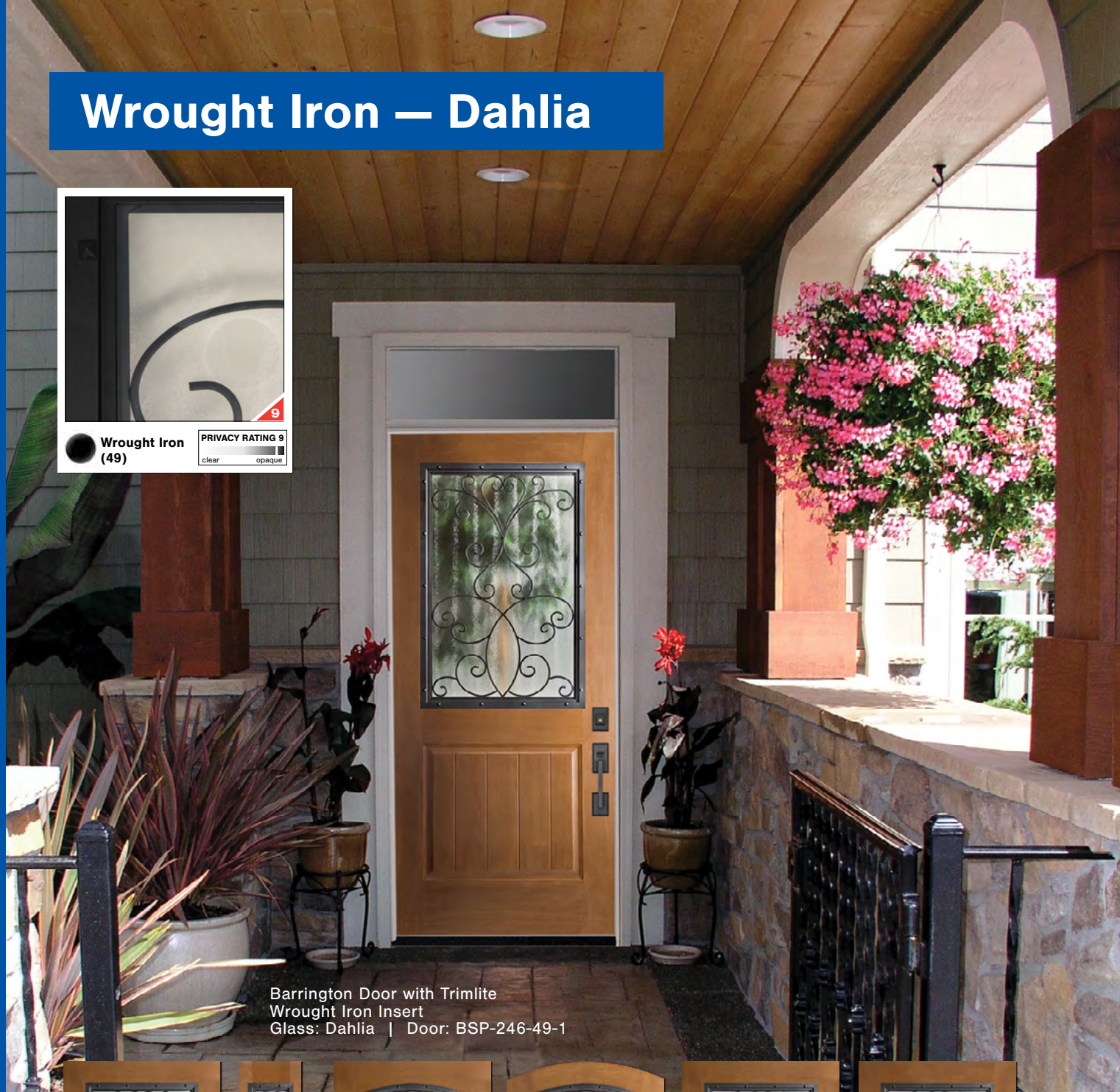
note: All Doorglass called out as 3/0 sizing



# Wrought Iron — Dahlia



Wrought Iron (49)  
 PRIVACY RATING 9  
 clear opaque



Barrington Door with Trimlite  
 Wrought Iron Insert  
 Glass: Dahlia | Door: BSP-246-49-1



BSN-464-49-X (3°)    BSNL-151-49-X (1° 12°)    BSN-465-49-X (3°)    BSNR-465-49-X (3°)    BSN-246-49-1 (3°)    BSP-246-49-1 (3°)

note:

All Doorglass called out as 3/0 sizing

**BFS** Barrington Flagstaff    **BSN** Barrington Sierra    **BSP** Barrington Sierra Plank

6/8



# Wrought Iron – Dahlia Entry Doors



BSN-247-49-1  
(3°)



BSP-247-49-1  
(3°)



BSNR-247-49-1  
(3°)



BSPR-247-49-1  
(3°)

6/8



BSP-701-49-X  
(3° 3⁶)



BSNL-852-49-X  
(1° 1²)



BSP-702-49-X  
(3°)



BSPR-702-49-X  
(3°)

8/0



BSN-406-49-1  
(3° 3⁶)



BSP-406-49-1  
(3° 3⁶)



BSN-407-49-1  
(3° 3⁶)



BSP-407-49-1  
(3° 3⁶)



BSNR-407-49-1  
(3° 3⁶)



BSPR-407-49-1  
(3° 3⁶)

8/0

**BFS** Barrington Flagstaff **BSN** Barrington Sierra **BSP** Barrington Sierra Plank

*note:*  
All Doorglass called out as 3/0 sizing



# Wrought Iron — Iron Springs



Wrought Iron (918) **PRIVACY RATING 9**  
 clear — opaque



Barrington Door with Masonite Wrought Iron Insert  
 Glass: Iron Springs | Door: BSN-247-918-1

6/8



BSN-246-918-1 (3°)



BSNSL-151-918-X (1° 12)



BSP-246-918-1 (3°)



BSN-247-918-1 (3°)



BSP-247-918-1 (3°)

**note:**

All Doorglass called out as 3/0 sizing

**BFS** Barrington Flagstaff **BSN** Barrington Sierra **BSP** Barrington Sierra Plank



# Wrought Iron – Iron Springs Entry Doors

Iron Springs Sidelite Glass is "Handed" so please make sure to order a Right or Left glass for your application



BSNR-247-918-1  
(3°)



BSPR-247-918-1  
(3°)

6/8



BSN-406-918-1  
(3° 3<sup>6</sup>)



BSNSL-852-918-X  
(1° 1<sup>2</sup>)



BSP-406-918-1  
(3° 3<sup>6</sup>)

8/0



BSN-407-918-1  
(3° 3<sup>6</sup>)



BSP-407-918-1  
(3° 3<sup>6</sup>)



BSNR-407-918-1  
(3° 3<sup>6</sup>)



BSPR-407-918-1  
(3° 3<sup>6</sup>)

8/0

**BFS** Barrington Flagstaff **BSN** Barrington Sierra **BSP** Barrington Sierra Plank


*note:*  
All Doorglass called out as 3/0 sizing



# Wrought Iron — Iron Springs



Wrought Iron (918) **PRIVACY RATING 9**  
clear opaque



Belleville Smooth Door with Masonite  
Wrought Iron Insert  
Glass: Iron Springs | Door: BLS-122-918-X



# Wrought Iron – Iron Springs Entry Doors

Iron Springs Sidelite Glass is "Handed" so please make sure to order a Right or Left glass for your application



\_\_\_-122-918-X (2<sup>8</sup> 2<sup>8</sup> 2<sup>10</sup> 3<sup>0</sup>)    \_\_\_-151-918-X (1<sup>0</sup> 1<sup>2</sup>)



\_\_\_-404-918-2 (2<sup>8</sup> 2<sup>10</sup> 3<sup>0</sup>)



\_\_\_-404-918-1 (2<sup>8</sup> 2<sup>10</sup> 3<sup>0</sup>)



\_\_\_-106-918-2 (2<sup>8</sup> 2<sup>10</sup> 3<sup>0</sup>)



\_\_\_-122-918-1 (2<sup>8</sup> 2<sup>10</sup> 3<sup>0</sup>)



\_\_\_-852-918-X (1<sup>0</sup> 1<sup>2</sup>)



\_\_\_-404-918-1 (2<sup>8</sup> 2<sup>10</sup> 3<sup>0</sup>)



\_\_\_-404-918-1P (2<sup>8</sup> 2<sup>10</sup> 3<sup>0</sup>)




\_\_\_-404-918-2 (2<sup>8</sup> 2<sup>10</sup> 3<sup>0</sup>)

**BLS** Smooth    **BLT** Oak Grain Textured    **BFT** Fir Textured    **BMT** Mahogany Textured


*note:* All Doorglass called out as 3/0 sizing



# Wrought Iron — Tanglewood




Wrought Iron (926)  
 PRIVACY RATING 9  
 clear — opaque



Barrington Door with Masonite  
 Wrought Iron Insert  
 Glass: Tanglewood | Door: BSN-246-926-1

6/8



BSN-246-926-1  
 (3°)



BSNSL-151-926-X  
 (1° 12)



BSP-246-926-1  
 (3°)



BSN-247-926-1  
 (3°)



BSP-247-926-1  
 (3°)

*note:* All Doorglass called out as 3/0 sizing  
 BFS Barrington Flagstaff BSN Barrington Sierra BSP Barrington Sierra Plank



# Wrought Iron – Tanglewood Entry Doors



BSNR-247-926-1  
(3°)



BSPR-247-926-1  
(3°)

6/8



BSN-406-926-1  
(3° 3⁶)



BSNL-852-926-X  
(1° 1²)



BSP-406-926-1  
(3° 3⁶)

8/0



BSN-407-926-1  
(3° 3⁶)



BSP-407-926-1  
(3° 3⁶)



BSNR-407-926-1  
(3° 3⁶)



BSPR-407-926-1  
(3° 3⁶)


8/0

**BFS** Barrington Flagstaff **BSN** Barrington Sierra **BSP** Barrington Sierra Plank

*note:*  
All Doorglass called out as 3/0 sizing



# Wrought Iron — Tanglewood



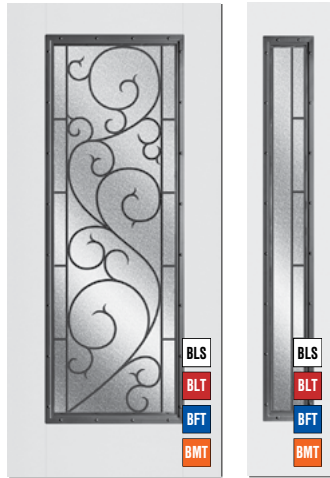
Wrought Iron (926)  
PRIVACY RATING 9  
clear opaque



Belleville Fir Textured Door with Masonite Wrought Iron Insert  
Glass: Tanglewood | Door: BFT-404-926-1



# Wrought Iron – Tanglewood Entry Doors



**-122-926-X**  
(2<sup>8</sup> 2<sup>8</sup> 2<sup>10</sup> 3<sup>0</sup>)

**-151-926-X**  
(1<sup>0</sup> 1<sup>2</sup>)



**-404-926-1**  
(2<sup>8</sup> 2<sup>10</sup> 3<sup>0</sup>)

**-404-926-2**  
(2<sup>8</sup> 2<sup>10</sup> 3<sup>0</sup>)



**-404-926-2**  
(2<sup>8</sup> 2<sup>10</sup> 3<sup>0</sup>)



**-404-926-1P**  
(2<sup>8</sup> 2<sup>10</sup> 3<sup>0</sup>)



**-404-926-1**  
(2<sup>8</sup> 2<sup>10</sup> 3<sup>0</sup>)

**-852-926-X**  
(1<sup>0</sup> 1<sup>2</sup>)



**-122-926-1**  
(2<sup>8</sup> 2<sup>10</sup> 3<sup>0</sup>)

**-151-926-1**  
(1<sup>0</sup> 1<sup>2</sup>)

**BLS** Smooth **BLT** Oak Grain Textured **BFT** Fir Textured **BMT** Mahogany Textured

*note:* All Doorglass called out as 3/0 sizing

Due to manufacturing, supply issues & discontinuations; specific styles and sizes of doors are subject to stock on-hand, and availability.



# Decorative Options for Rustic Doors




Barrington Sierra Door with Fortress Speakeasy Insert  
Glass: Clear | Door: BSN-2CT



# Speakeasy

Add a Speakeasy for a touch of old world charm.  
 EL & EL Wood Products offers 5 different options for a variety of tastes.  
 All seal tightly with rubber gaskets to prevent air infiltration.



(Exterior)

**Fortress**  
(9 3/4" x 12")



(Interior)




(Exterior)

**Bistro**  
(8 1/2" x 10 1/2")



(Interior)




(Exterior)

**Manor**  
(10" x 12")



(Interior)



(Exterior)

**Café**  
(10" x 12")




(Interior)


## Clavos




**CLRD114**  
(1 1/4" Round)



**CLRD112**  
(1 1/2" Round)



**CLSQ112**  
(1 1/2" Square)



**CLRD114**  
(1 1/4" Square)

Clavos come in either round or square decorative black metal. All clavos are shipped loose and customer applied.  
 (shown actual size)



(Exterior)

**Tuscan**  
(10" x 12")



(Interior)

## Straps



18" hinge straps can easily be added to Rustic doors after installation to add character to your home.



# 5/0 Entry Systems



Belleville 5/0 Entry Doors with Trimlite Decorative Glass Inserts  
Glass: Modena (12) | Door: BLS-820-12-X



# 5/0 Entry Systems


BEAUTIFUL ENTRIES FOR 5' OPENINGS

There are many options when it comes to choosing a new entryway for your home. When you choose a 5° Entry System from EL & EL Wood Products it's all about options. EL & EL and Masonite have partnered up to offer the most comprehensive line of 5° Entry Door Units in the market place. Choose from 17 unique glass designs in your choice of Smooth or Textured door skins that are available in many prefinished stains & colors (shown on Page 6-7 of this book).

We offer options to fit any budget and choosing one of our door designs is the first step in creating a beautiful entryway that can provide exactly the look you want for your home.

At EL & EL we understand that your home is a reflection of who you are. That's why we've designed this range of doors and glass options to help express a character that is undeniably yours.

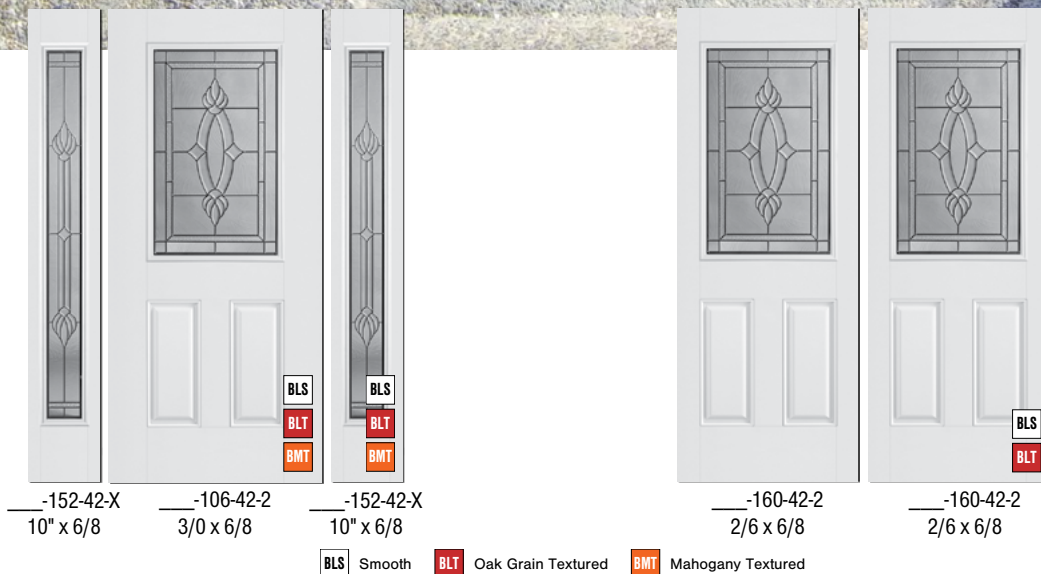
## 5/0 GLASS OPTIONS:



# Beverly Entry



Belleville 5/0 Entry Doors with Trimlite  
 Decorative Glass Inserts  
 Glass: Beverly (42)  
 Door: BLS-122-42-2  
 Sidelites: BLS-152-42-X






# Castellon Entry



Belleville 5/0 Entry Doors  
with Trimlite Decorative Glass Insert  
Glass: Castellon (47)  
Door: BLS-120-47-X




-120-47-X  
2/6 x 6/8



-120-47-X  
2/6 x 6/8



-152-47-X  
10" x 6/8



-122-47-X  
3/0 x 6/8



-152-47-X  
10" x 6/8



-160-47-2  
2/6 x 6/8



-160-47-2  
2/6 x 6/8



-152-47-X  
10" x 6/8



-106-47-2  
3/0 x 6/8



-152-47-X  
10" x 6/8

**BLS** Smooth    **BLT** Oak Grain Textured    **BMT** Mahogany Textured


# Chord Entry



Belleville 5/0 Entry Doors  
with Masonite  
Textured Glass Inserts  
Glass: Chord (115)  
Door: BLS-122-115-X  
Sidelites: BLS-152-115-X



\_\_\_-120-115-X 2/6 x 6/8  
\_\_\_-120-115-X 2/6 x 6/8



\_\_\_-152-115-X 10" x 6/8  
\_\_\_-122-115-X 3/0 x 6/8  
\_\_\_-152-115-X 10" x 6/8



\_\_\_-160-115-2 2/6 x 6/8  
\_\_\_-160-115-2 2/6 x 6/8



\_\_\_-152-115-X 10" x 6/8  
\_\_\_-106-115-2 3/0 x 6/8  
\_\_\_-152-115-X 10" x 6/8

**BLS** Smooth    **BLT** Oak Grain Textured    **BMT** Mahogany Textured



# Double Water Entry




Belleville 5/0 Entry Doors with Masonite Textured Glass Inserts  
 Glass: Double Water (113)  
 Door: BMT-160-113-2



\_\_\_-120-113-X  
2/6 x 6/8

\_\_\_-120-113-X  
2/6 x 6/8



\_\_\_-152-113-X  
10" x 6/8

\_\_\_-122-113-X  
3/0 x 6/8

\_\_\_-152-113-X  
10" x 6/8



\_\_\_-160-113-2  
2/6 x 6/8

\_\_\_-160-113-2  
2/6 x 6/8



\_\_\_-152-113-X  
10" x 6/8

\_\_\_-106-113-2  
3/0 x 6/8

\_\_\_-152-113-X  
10" x 6/8

**BLS** Smooth    **BLT** Oak Grain Textured    **BMT** Mahogany Textured

# Element Entry



Belleville 5/0 Entry Doors with Masonite Decorative Glass Inserts  
 Glass: Element (328) | Door: BLT-106-328-2 | Sidelites: BLT-152-328-X



\_\_\_-120-328-X  
2/6 x 6/8



\_\_\_-120-328-X  
2/6 x 6/8



\_\_\_-152-328-X  
10" x 6/8



\_\_\_-122-328-X  
3/0 x 6/8



\_\_\_-152-328-X  
10" x 6/8



\_\_\_-160-328-2  
2/6 x 6/8



\_\_\_-160-328-2  
2/6 x 6/8



\_\_\_-152-328-X  
10" x 6/8



\_\_\_-106-328-2  
3/0 x 6/8



\_\_\_-152-328-X  
10" x 6/8

**BLS** Smooth    **BLT** Oak Grain Textured    **BMT** Mahogany Textured



# Harlow Entry



Belleville 5/0 Entry Doors with Trimlite Decorative Glass Inserts  
Glass: Harlow (52) | Door: BLS-160-52-2



**BLS** Smooth   **BLT** Oak Grain Textured   **BMT** Mahogany Textured

Due to manufacturing, supply issues & discontinuations; specific styles and sizes of doors are subject to stock on-hand, and availability.

# Iron Springs Entry



Belleville 5/0 Entry Doors with Masonite  
 Wrought Iron Inserts  
 Glass: Iron Springs (918) | Door: BLT-120-918-X




-120-918-X  
 2/6 x 6/8

-120-918-X  
 2/6 x 6/8

**BLS** Smooth   **BLT** Oak Grain Textured   **BMT** Mahogany Textured



# Marco Entry



Belleville 5/0 Entry Doors with Masonite  
Decorative Glass Inserts  
Glass: Marco (331) | Door: BMT-106-331-2  
Sidelite: BMT-152-331-X



-152-331-X 10" x 6/8  
-106-331-2 3/0 x 6/8  
-152-331-X 10" x 6/8




-160-331-2 2/6 x 6/8  
-160-331-2 2/6 x 6/8

**BLS** Smooth **BLT** Oak Grain Textured **BMT** Mahogany Textured



# Modena Entry



Mainlites and Sidelites are reversible. Simply specify which way you want the insert upon ordering to create the look that works for you.



Belleville 5/0 Entry Doors with Trimlite Decorative Glass Inserts  
Glass: Modena (12) | Door: BMT-120-12-X

-152-12-X 10" x 6/8	-122-12-X 3/0 x 6/8	-152-12-X 10" x 6/8	-120-12-X 2/6 x 6/8	-120-12-X 2/6 x 6/8	-820-12-X 2/6 x 8/0	-820-12-X 2/6 x 8/0

Smooth   Oak Grain Textured   Mahogany Textured



# Niagara Entry

Belleville 5/0 Entry Doors with Trimlite Decorative Glass Inserts  
 Glass: Niagara (64) | Door: BMT-122-64-X  
 Sidelite: BMT-152-64-X

**Brass Caming (65)**  
**Antique Black Caming (64)**

PRIVACY RATING 7  
 clear — opaque



**BLS** Smooth    **BLT** Oak Grain Textured    **BMT** Mahogany Textured

ALL NIAGARA GLASS IS AVAILABLE IN EITHER BRASS (65) OR ANTIQUE BLACK (64) CAMING



# Panama Entry

**Brass Caming (724)**

**Platinum Caming (725)**


**PRIVACY RATING 4**

clear — opaque

Belleville 5/0 Entry Doors with Masonite Decorative Glass Inserts  
 Glass: Panama (725)  
 Door: BLT-122-725-X  
 Sidelite: BLT-152-725-X



—120-724-X 2/6 x 6/8      —120-724-X 2/6 x 6/8



—152-724-X 10" x 6/8      —122-724-X 3/0 x 6/8      —152-724-X 10" x 6/8



—160-725-2 2/6 x 6/8      —160-725-2 2/6 x 6/8



—152-725-X 10" x 6/8      —106-725-2 3/0 x 6/8      —152-725-X 10" x 6/8

**BLS** Smooth    **BLT** Oak Grain Textured    **BMT** Mahogany Textured

ALL PANAMA GLASS IS AVAILABLE IN EITHER BRASS (724) OR PLATINUM (725) CAMING



Pear Entry

Belleville 5/0 Entry Doors with Masonite  
 Textured Glass Inserts  
 Glass: Pear (116) | Door: BLS-122-116-X  
 Sidelite: BLS-152-116-X



—-120-116-X  
2/6 x 6/8

—-120-116-X  
2/6 x 6/8



—-152-116-X  
10" x 6/8

—-122-116-X  
3/0 x 6/8

—-152-116-X  
10" x 6/8



—-160-116-2  
2/6 x 6/8

—-160-116-2  
2/6 x 6/8



—-152-116-X  
10" x 6/8

—-106-116-2  
3/0 x 6/8

—-152-116-X  
10" x 6/8

BLS Smooth    BLT Oak Grain Textured    BMT Mahogany Textured

Due to manufacturing, supply issues & discontinuations; specific styles and sizes of doors are subject to stock on-hand, and availability.

# Pearl Entry



Belleville 5/0 Entry Doors  
with Masonite  
Textured Glass Inserts  
Glass: Pearl (140)  
Door: BLT-120-140-X



\_\_\_-120-140-X     \_\_\_-120-140-X  
2/6 x 6/8            2/6 x 6/8



\_\_\_-152-140-X     \_\_\_-122-140-X     \_\_\_-152-140-X  
10" x 6/8            3/0 x 6/8            10" x 6/8



\_\_\_-160-140-2     \_\_\_-160-140-2  
2/6 x 6/8            2/6 x 6/8



\_\_\_-152-140-X     \_\_\_-106-140-2     \_\_\_-152-140-X  
10" x 6/8            3/0 x 6/8            10" x 6/8


**BLS** Smooth    **BLT** Oak Grain Textured    **BMT** Mahogany Textured



# Riverside Entry



Belleville 5/0 Entry Doors  
with Trimlite  
Decorative Glass Inserts  
Glass: Riverside (56)  
Door: BLT-120-56-X



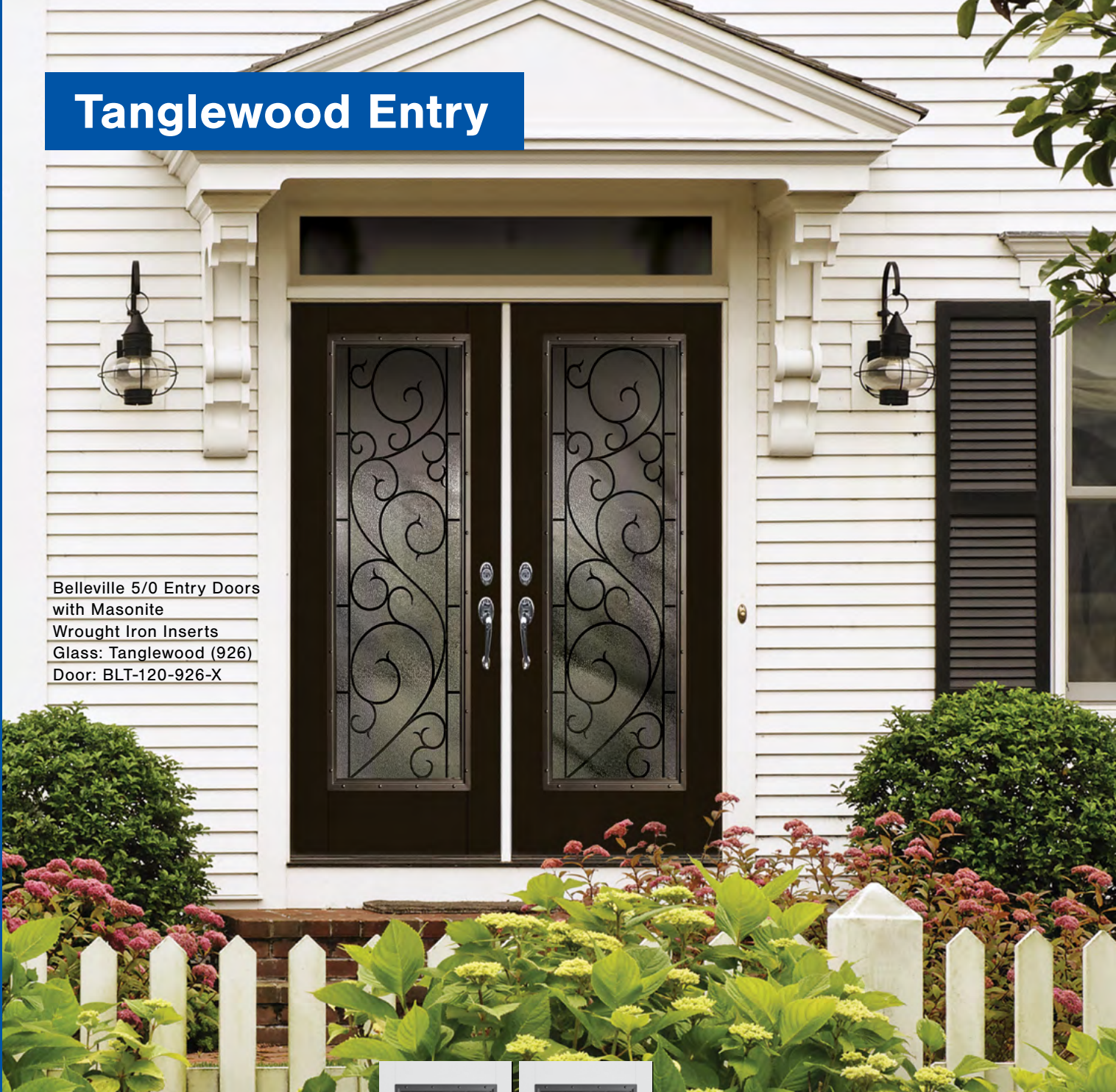
**BLS** Smooth    **BLT** Oak Grain Textured    **BMT** Mahogany Textured

Due to manufacturing, supply issues & discontinuations; specific styles and sizes of doors are subject to stock on-hand, and availability.



# Tanglewood Entry

Belleville 5/0 Entry Doors  
 with Masonite  
 Wrought Iron Inserts  
 Glass: Tanglewood (926)  
 Door: BLT-120-926-X



-120-926-X  
2/6 x 6/8

-120-926-X  
2/6 x 6/8

**BLS** Smooth   **BLT** Oak Grain Textured   **BMT** Mahogany Textured

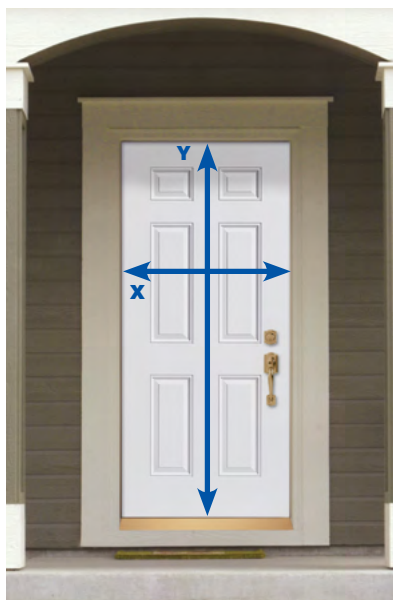




Belleville 5/0 Entry Doors with Masonite  
Textured Glass Inserts  
Glass: Chord (115) | Door: BMT-120-115-X



# How to Measure Your Door



- STEP 1.** Measure the width of your existing door slab.  
This is the edge of one side of the door slab to the edge of the other side of the door slab. (X)
- STEP 2.** Measure the height of your existing door slab.  
This is the top edge of the door slab to the bottom edge of the door slab. Do not include the sweep on the bottom of the door. (Y)
- STEP 3.** Measure the jamb depth of your existing door.  
This is the inside edge of the door jamb to the outside edge of the door jamb (area where hinges are). Do not include any trim / moulding in this measurement.
- STEP 4.** Determine the handing of your existing door (See next section for visual and double door options).
- A)** All handing must be done from the exterior of the door. Looking at your door from the outside, your door swings:
- A or B – Into the house (inswing)
  - C or D – Out of the house (outswing)
- B)** Looking at your door from the outside, your door knob is:
- B or D – On the left side of the door
  - A or C – On the right side of the door
- C)** Select the Letter below to determine the proper handing of your door.
- B – Right-Hand Inswing
  - A – Left-Hand Inswing
  - D – Left-Hand Outswing
  - C – Right-Hand Outswing
- (See below for visual and more options)

**STEPS 1 & 2**  
There is no 'industry standard' for door sizing, so follow these steps carefully. Measuring your door and determining your door handing is very important to ensure the best fit for your opening. For best results, have a professional measure your opening and get it installed.

**STEP 5.** Final calculations of your existing door.  
To find the estimated size of your existing unit, use the worksheet below to do your calculations.

Width	For Inswing Units	For Outswing Units
MEASUREMENT X	X =	X =
ADD FOR JAMBS	+ 1.75 (1 <sup>3</sup> / <sub>4</sub> )"	+ 1.75 (1 <sup>3</sup> / <sub>4</sub> )"
TOTAL UNIT WIDTH	= " =	" = "
Height	*For Inswing Units	†For Outswing Units
MEASUREMENT Y	Y =	Y =
ADD FOR HEAD & SILL DOOR BOTTOM I.S.	+ 2.75 (2 <sup>3</sup> / <sub>4</sub> )"	+ 1.875 (1 <sup>7</sup> / <sub>8</sub> )"
TOTAL UNIT HEIGHT	= " =	" = "

**NOTE:**  
THIS CHART IS FOR CALCULATIONS OF A SINGLE UNIT ONLY

\* ADJUSTABLE SILL † BUMPER OR 1/2" LOW PROFILE (ADA) SILL

## Find Your Door Handing

Inswing	Inswing	Outswing	Outswing

FOR DOUBLE DOOR UNITS OR SIDELITE UNITS ASK YOUR DEALER



# Prehung Net Unit Measurements

Door Size	NET UNIT WIDTHS							NET UNIT HEIGHTS	
	Net Unit Width	Add 1-Each Fixed 10" Sidelites	Add 2-Each Fixed 10" Sidelites	Add 1-Each Fixed 12" Sidelites	Add 2-Each Fixed 12" Sidelites	Add 1-Each Fixed 14" Sidelites	Add 2-Each Fixed 14" Sidelites	Inswing Net Unit Height	Outswing Bumper Net Unit Height
2/0 x 6/8	25 <sup>1</sup> / <sub>2</sub> "	36 <sup>7</sup> / <sub>8</sub> "	48 <sup>1</sup> / <sub>4</sub> "	38 <sup>3</sup> / <sub>8</sub> "	51 <sup>1</sup> / <sub>4</sub> "	40 <sup>3</sup> / <sub>8</sub> "	55 <sup>1</sup> / <sub>4</sub> "	81 <sup>3</sup> / <sub>4</sub> "	80 <sup>7</sup> / <sub>8</sub> "
2/4 x 6/8	29 <sup>1</sup> / <sub>2</sub> "	40 <sup>7</sup> / <sub>8</sub> "	52 <sup>1</sup> / <sub>4</sub> "	42 <sup>3</sup> / <sub>8</sub> "	55 <sup>1</sup> / <sub>4</sub> "	44 <sup>3</sup> / <sub>8</sub> "	59 <sup>1</sup> / <sub>4</sub> "	81 <sup>3</sup> / <sub>4</sub> "	80 <sup>7</sup> / <sub>8</sub> "
2/6 x 6/8	31 <sup>1</sup> / <sub>2</sub> "	42 <sup>7</sup> / <sub>8</sub> "	54 <sup>1</sup> / <sub>4</sub> "	44 <sup>3</sup> / <sub>8</sub> "	57 <sup>1</sup> / <sub>4</sub> "	46 <sup>3</sup> / <sub>8</sub> "	61 <sup>1</sup> / <sub>4</sub> "	81 <sup>3</sup> / <sub>4</sub> "	80 <sup>7</sup> / <sub>8</sub> "
2/8 x 6/8	33 <sup>1</sup> / <sub>2</sub> "	44 <sup>7</sup> / <sub>8</sub> "	56 <sup>1</sup> / <sub>4</sub> "	46 <sup>3</sup> / <sub>8</sub> "	59 <sup>1</sup> / <sub>4</sub> "	48 <sup>3</sup> / <sub>8</sub> "	63 <sup>1</sup> / <sub>4</sub> "	81 <sup>3</sup> / <sub>4</sub> "	80 <sup>7</sup> / <sub>8</sub> "
2/10 x 6/8	35 <sup>1</sup> / <sub>2</sub> "	46 <sup>7</sup> / <sub>8</sub> "	58 <sup>1</sup> / <sub>4</sub> "	48 <sup>3</sup> / <sub>8</sub> "	61 <sup>1</sup> / <sub>4</sub> "	50 <sup>3</sup> / <sub>8</sub> "	65 <sup>1</sup> / <sub>4</sub> "	81 <sup>3</sup> / <sub>4</sub> "	80 <sup>7</sup> / <sub>8</sub> "
3/0 x 6/8	37 <sup>1</sup> / <sub>2</sub> "	48 <sup>7</sup> / <sub>8</sub> "	60 <sup>1</sup> / <sub>4</sub> "	50 <sup>3</sup> / <sub>8</sub> "	63 <sup>1</sup> / <sub>4</sub> "	52 <sup>3</sup> / <sub>8</sub> "	67 <sup>1</sup> / <sub>4</sub> "	81 <sup>3</sup> / <sub>4</sub> "	80 <sup>7</sup> / <sub>8</sub> "
3/6 x 6/8	43 <sup>1</sup> / <sub>2</sub> "	54 <sup>7</sup> / <sub>8</sub> "	66 <sup>1</sup> / <sub>4</sub> "	56 <sup>3</sup> / <sub>8</sub> "	69 <sup>1</sup> / <sub>4</sub> "	58 <sup>3</sup> / <sub>8</sub> "	73 <sup>1</sup> / <sub>4</sub> "	81 <sup>3</sup> / <sub>4</sub> "	80 <sup>7</sup> / <sub>8</sub> "
4/0 x 6/8	49 <sup>1</sup> / <sub>2</sub> "	60 <sup>7</sup> / <sub>8</sub> "	72 <sup>1</sup> / <sub>4</sub> "	62 <sup>3</sup> / <sub>8</sub> "	75 <sup>1</sup> / <sub>4</sub> "	64 <sup>3</sup> / <sub>8</sub> "	79 <sup>1</sup> / <sub>4</sub> "	81 <sup>3</sup> / <sub>4</sub> "	80 <sup>7</sup> / <sub>8</sub> "
4/0 x 6/8 Double	50"	61 <sup>3</sup> / <sub>8</sub> "	72 <sup>3</sup> / <sub>4</sub> "	62 <sup>7</sup> / <sub>8</sub> "	75 <sup>3</sup> / <sub>4</sub> "	64 <sup>7</sup> / <sub>8</sub> "	79 <sup>3</sup> / <sub>4</sub> "	81 <sup>3</sup> / <sub>4</sub> "	80 <sup>7</sup> / <sub>8</sub> "
4/8 x 6/8 Double	58"	69 <sup>3</sup> / <sub>8</sub> "	80 <sup>3</sup> / <sub>4</sub> "	70 <sup>7</sup> / <sub>8</sub> "	83 <sup>3</sup> / <sub>4</sub> "	72 <sup>7</sup> / <sub>8</sub> "	87 <sup>3</sup> / <sub>4</sub> "	81 <sup>3</sup> / <sub>4</sub> "	80 <sup>7</sup> / <sub>8</sub> "
5/0 x 6/8 Double	62"	73 <sup>3</sup> / <sub>8</sub> "	84 <sup>3</sup> / <sub>4</sub> "	74 <sup>7</sup> / <sub>8</sub> "	87 <sup>3</sup> / <sub>4</sub> "	76 <sup>7</sup> / <sub>8</sub> "	91 <sup>3</sup> / <sub>4</sub> "	81 <sup>3</sup> / <sub>4</sub> "	80 <sup>7</sup> / <sub>8</sub> "
5/4 x 6/8 Double	66"	77 <sup>3</sup> / <sub>8</sub> "	88 <sup>3</sup> / <sub>4</sub> "	78 <sup>7</sup> / <sub>8</sub> "	91 <sup>3</sup> / <sub>4</sub> "	80 <sup>7</sup> / <sub>8</sub> "	95 <sup>3</sup> / <sub>4</sub> "	81 <sup>3</sup> / <sub>4</sub> "	80 <sup>7</sup> / <sub>8</sub> "
5/8 x 6/8 Double	70"	81 <sup>3</sup> / <sub>8</sub> "	92 <sup>3</sup> / <sub>4</sub> "	82 <sup>7</sup> / <sub>8</sub> "	95 <sup>3</sup> / <sub>4</sub> "	84 <sup>7</sup> / <sub>8</sub> "	99 <sup>3</sup> / <sub>4</sub> "	81 <sup>3</sup> / <sub>4</sub> "	80 <sup>7</sup> / <sub>8</sub> "
6/0 x 6/8 Double	74"	85 <sup>3</sup> / <sub>8</sub> "	96 <sup>3</sup> / <sub>4</sub> "	86 <sup>7</sup> / <sub>8</sub> "	99 <sup>3</sup> / <sub>4</sub> "	88 <sup>7</sup> / <sub>8</sub> "	103 <sup>3</sup> / <sub>4</sub> "	81 <sup>3</sup> / <sub>4</sub> "	80 <sup>7</sup> / <sub>8</sub> "
2/6 x 7/0	31 <sup>1</sup> / <sub>2</sub> "	—	—	44 <sup>3</sup> / <sub>8</sub> "	57 <sup>1</sup> / <sub>4</sub> "	46 <sup>3</sup> / <sub>8</sub> "	61 <sup>1</sup> / <sub>4</sub> "	85 <sup>3</sup> / <sub>4</sub> "	84 <sup>7</sup> / <sub>8</sub> "
2/8 x 7/0	33 <sup>1</sup> / <sub>2</sub> "	—	—	46 <sup>3</sup> / <sub>8</sub> "	59 <sup>1</sup> / <sub>4</sub> "	48 <sup>3</sup> / <sub>8</sub> "	63 <sup>1</sup> / <sub>4</sub> "	85 <sup>3</sup> / <sub>4</sub> "	84 <sup>7</sup> / <sub>8</sub> "
3/0 x 7/0	37 <sup>1</sup> / <sub>2</sub> "	—	—	50 <sup>3</sup> / <sub>8</sub> "	63 <sup>1</sup> / <sub>4</sub> "	52 <sup>3</sup> / <sub>8</sub> "	67 <sup>1</sup> / <sub>4</sub> "	85 <sup>3</sup> / <sub>4</sub> "	84 <sup>7</sup> / <sub>8</sub> "
2/6 x 8/0	31 <sup>1</sup> / <sub>2</sub> "	—	—	*44 <sup>7</sup> / <sub>8</sub> "	*58 <sup>1</sup> / <sub>4</sub> "	*46 <sup>7</sup> / <sub>8</sub> "	*62 <sup>1</sup> / <sub>4</sub> "	97 <sup>3</sup> / <sub>4</sub> "	96 <sup>7</sup> / <sub>8</sub> "
2/8 x 8/0	33 <sup>1</sup> / <sub>2</sub> "	—	—	*46 <sup>7</sup> / <sub>8</sub> "	*60 <sup>1</sup> / <sub>4</sub> "	*48 <sup>7</sup> / <sub>8</sub> "	*64 <sup>1</sup> / <sub>4</sub> "	97 <sup>3</sup> / <sub>4</sub> "	96 <sup>7</sup> / <sub>8</sub> "
3/0 x 8/0	37 <sup>1</sup> / <sub>2</sub> "	—	—	*50 <sup>7</sup> / <sub>8</sub> "	*64 <sup>1</sup> / <sub>4</sub> "	*52 <sup>7</sup> / <sub>8</sub> "	*68 <sup>1</sup> / <sub>4</sub> "	97 <sup>3</sup> / <sub>4</sub> "	96 <sup>7</sup> / <sub>8</sub> "

**ALL SPECIFICATIONS ARE NET FRAME SIZES!**

Net frame height with Flat Oak Sill  
 for **6'8" doors** 81<sup>3</sup>/<sub>4</sub>" I.S. & 81<sup>9</sup>/<sub>16</sub>" O.S.  
 for **8'0" doors** 97<sup>3</sup>/<sub>4</sub>" I.S. & 97<sup>9</sup>/<sub>16</sub>" O.S.

**NOTE:**

For 1/2" Low Profile (ADA) Sill Deduct 7/8" From Inswing Height (Applies to Inswing or Outswing Units).

6/8 & 7/0 Unit Dimensions w/Sidelites Includes:  
 1" x 2" Mull Post.


\*8/0 Units includes 1 1/2" x 2 1/2" Fat Boy Mull Post

- 6'8" Door units with \*\*operable sidelites add 3/4" per sidelite in width for Fat Boy Mull Post and (2) 1/8" gaps at hinge & strike.
- 8'0" Door units with \*\*operable sidelites add 17/16" per sidelite in width for back-to-back Mull Post, 1 3/16" spacer and (2) 1/8" gaps at hinge & strike.

**\*\* All Inswing or All Outswing units (Inswing Door / Inswing Sidelite or Outswing Door / Outswing Sidelites)**




## Highest Quality and Efficiency



## Protection From the Elements

All Masonite doors in this catalog, feature a fiberglass construction which resists both rotting and denting. They also contain a polyurethane core which insulates 5x better than real wood. To create an authentic wood door look, all these doors also have a square edge door design, that helps create a superior seal.

Fiberglass construction resists rotting and denting



Square edge creates an authentic wood door look and superior seal



Composite bottom rail provides rot resistance





ENERGY STAR® is a program developed by the U.S. Environmental Protection Agency and the U.S. Department of Energy. The goal of the program is to protect the environment and save you money by encouraging energy efficient products, services and practices. To that end, Masonite is proud to produce a wide variety of door and glass combinations that ensure our products can be used as part of an ENERGY STAR-qualified assembled door system. Masonite doors and sidelites include a premium polyurethane foam core that insulates up to five times better than wood. The triple-pane decorative glass with caming creates an excellent insulator against the cold in the winter and the heat of summer. A properly installed ENERGY STAR-qualified door system can save you money all year.

The Masonite NFRC certified door systems may qualify for the ENERGY STAR® program. Although other criteria exist for eligibility, including **U-Factor** and **Solar Heat Gain Coefficients**, use the charts below as a general guideline for which Masonite products may qualify.

For further information, see the Masonite website at: [masonite.com](http://masonite.com)

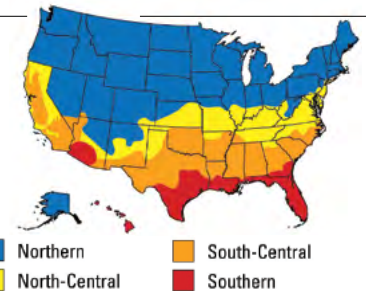
- 1. U-Factor:** Measures the rate of heat transfer through a product. It considers all elements of an assembly including conductivity, air flow and glass emissivity. A lower U-Factor indicates a better-insulating product.
- 2. SHGC (Solar Heat Gain Coefficient):** Measures the amount of energy that passes through glass from the sun, creating additional heat. The lower the SHGC, the better it blocks solar heat.

## Masonite® ENERGY STAR® Compliant Products

- NZ** Northern Zones only
- HC** Hard Coat – Pyrolytic Low-E
- SC** Soft Coat – Sputter Low-E

Glass Type	Glazing Level					Full Lite	
	Opaque	1/4 Lite	1/2 Lite	3/4 Lite	HC	SC	
Fiberglass Doors	Clear 1/2" IG		✓				
	Clear 1/2" IG External Grids		✓				
	Clear Blinds						
	Low-E Blinds #2			✓	✓		
	Clear 1" IG		✓				
	Clear 1" IG Internal Grids		✓		✓		
	Low-E Surface #2 1" IG		✓	✓	✓	NZ	✓
	Low-E Surface #2 1" IG External Grids		✓	✓	✓	✓	✓
	Triple Pane Deco IG w/Caming		✓	✓	✓	NZ	
	Low-E Triple Pane Deco IG w/Caming					✓	

<sup>1</sup>U-Factor for opaque doors only. 'IG' = Insulated Glass.  
<sup>\*</sup> Please verify qualification with the NFRC performance label affixed to the door.



## ENERGY STAR® Product Performance Criteria

Glazing Level	U-Factor <sup>1</sup>	SHGC <sup>2</sup>
ALL	≤ 0.17	No Rating
≤ 1/2 Lite	≤ 0.25	≤ 0.25
> 1/2 Lite	≤ 0.30	Northern North-Central ≤ 0.40
		Southern South-Central ≤ 0.25

Air Leakage for Swinging Doors ≤ 0.5 cfm/ft<sup>2</sup>  
<sup>1</sup>Btu/h-ft<sup>2</sup>-°F. <sup>2</sup>Fraction of incident solar radiations

Thermal Performance values established in accordance with ETC Laboratories (NFRC) Simulation Report	R-Value (higher is better)	U-Factor (lower is better)	SHGC Value (lower is better)
Fiberglass door unit with – No Glass (Full Panel)	6.67	0.15	0.01
Fiberglass door unit with – 1/4 Lite Clear Glass	4.35	0.23	0.10
Fiberglass door unit with – 1/2 Lite Clear Glass	4.55	0.22	0.10
Fiberglass door unit with – Full Lite Clear Glass	2.86	0.35	0.34
Fiberglass door unit with – 1/2 Lite Mini Blind	3.70	0.27	0.19
Fiberglass door unit with – Full Lite Mini Blind	2.78	0.36	0.34
Fiberglass door unit with – 1/2 Lite Low-E Glass	4.17	0.24	0.16
Fiberglass door unit with – Full Lite Low-E Glass	3.33	0.30	0.28
Fiberglass door unit with – 1/2 Lite Low-E Mini Blind	4.17	0.24	0.10
Fiberglass door unit with – Full Lite Low-E Mini Blind	3.33	0.30	0.17
Fiberglass door unit with – 1/4 Lite Decorative Glass	5.00	0.20	0.08
Fiberglass door unit with – 1/2 Lite Decorative Glass	4.35	0.23	0.15
Fiberglass door unit with – 3/4 Lite Decorative Glass	3.85	0.26	0.20
Fiberglass door unit with – Full Lite Decorative Glass	3.45	0.29	0.27
Fiberglass door unit with – Full Lite Flush-Glazed Clear Glass	2.86	0.35	0.34
Fiberglass door unit with – Full Lite Flush-Glazed Low-E Glass	4.17	0.24	0.16



# The Best Components and Materials



## High Quality Hinges

EL & EL offers high quality Commercial Grade Hinges on all our pre-hung units so that your entry will be free of service for years to come.



USP - Prime Coat




US3 - Bright Brass



US4 - Satin Brass



US1D - Black




US10BL - Oil Rubbed Bronze



US15 - Satin Nickel



US5 - Antique Brass



US15A - Antique Nickel




US26 - Bright Chrome



US26D - Satin Chrome



# Composite Frames



Composite Frame



Wood Frame



## Composite Frames

While other companies may use a few inches of composite material finger jointed to wood at the bottom of their frames, We are proud to offer 100% full-length composite frames. Available in Smooth, Woodgrain, Mahogany, and Fir grains.

## Closed Cellular Structure

Ensures door frame and molding will not absorb moisture and resists splitting, rotting and insect damage

## Rigid poly fiber formulation

Our unique poly-fiber formulation provides durability, support and reliable

## Twice the screw-holding power

Our unique formulation looks and feels like wood but is stronger and more durable

## Easily machined

Machine, paint, or stain just like wood frames but without the wood hassles

# Masonite Fiberglass Door Offerings

STC COMPLIANT / MASONITE FIRE-RATED / ADA

MASONITE

## STC (Acoustical Performance)



- ▲ Managing and containing sound transmission is becoming more popular in both residential and commercial construction.
- ▲ Doors can be an important component when attempting to reduce the noise that is either entering or exiting a room or building.
- ▲ STC (Sound Transmission Class) are measurements of a door's ability to reduce the transmission of airborne noise. Higher STC values represent better noise reduction.

MAX SIZE	EXTERIOR DOOR UNITS WITH NO GLASS <sup>†</sup>	STC <sup>1</sup>	OITC <sup>2</sup>
3/0 x 6/8	<b>Barrington<sup>®</sup>, Belleville<sup>®</sup></b> with Foam Core	22	22
3/0 x 8/0	<b>Barrington<sup>®</sup>, Belleville<sup>®</sup></b> with Particleboard Core	30	29

MAX SIZE	EXTERIOR DOOR UNITS WITH INSULATED GLASS		STC <sup>1</sup>	OITC <sup>2</sup>
3/0 x 8/0	<b>Vistagrande<sup>®</sup></b> Fiberglass	Full Lite - Clear 1"	30	25
3/0 x 8/0	<b>Vistagrande<sup>®</sup></b> Fiberglass	Full Lite - Clear 1" with Single 1/4" Lami layer	32	29
3/0 x 8/0	<b>Vistagrande<sup>®</sup></b> Fiberglass with Particleboard Core	Full Lite - Clear 1"	32	26
3/0 x 8/0	<b>Vistagrande<sup>®</sup></b> Fiberglass with Particleboard Core	Full Lite - Clear 1" with Single 1/4" Lami layer	35	30

<sup>1</sup>Sound Transmission Class

<sup>2</sup>Outdoor-Indoor Transmission Class

<sup>†</sup>Any opaque design

### VISTAGRANDE<sup>®</sup> FIBERGLASS DOOR UNITS

ITEM	MAX DOOR SIZE	PANEL CORE CONSTRUCTION	GLAZING OPTION	STC <sup>1</sup>	OITC <sup>2</sup>	UNIT TYPE	ACOUSTIC TEST REPORT
1	6/8	Urethane Foam core	26" Full lite clear 1" tempered	<b>30</b>	<b>25</b>	Operable	E5161.02-113-11
2	6/8	Urethane Foam core	26" Full lite clear 1" with lami	<b>32</b>	<b>29</b>	Operable	E5161.01-113-11-R0
3	6/8	Particleboard core	26" Full lite clear 1" tempered	<b>32</b>	<b>26</b>	Operable	h5905.02-113-11-r0
4	6/8	Particleboard core	26" Full lite clear 1" tempered	<b>33</b>	<b>27</b>	Inoperable	h5905.01-113-11-r0
5	6/8	Particleboard core	26" Full lite clear 1" with lami	<b>35</b>	<b>30</b>	Operable	h0862.01-113-11-r0
6	6/8	Particleboard core	26" Full lite clear 1" with lami	<b>38</b>	<b>31</b>	Inoperable	h0862.02-113-11-r0
7	6/8	Particleboard core	22" Full lite clear 1" with lami*	<b>35</b>	<b>30</b>	Operable	i3884.02-113-11-r0
8	6/8	Particleboard core	22" Full lite clear 1" with lami	<b>36</b>	<b>31</b>	Operable	i3885.02-113-11-r0
9	6/8	Particleboard core	22" Full lite clear 1" with lami*	<b>38</b>	<b>31</b>	Inoperable	i3884.01-113-11-r0
10	6/8	Particleboard core	22" Full lite clear 1" with lami	<b>38</b>	<b>32</b>	Inoperable	i3885.01-113-11-r0
11	8/0	Urethane Foam core	26" Full lite clear 1" tempered	<b>30</b>	<b>25</b>	Operable	E5161.02-113-11-R0
12	8/0	Urethane Foam core	26" Full lite clear 1" with lami	<b>32</b>	<b>29</b>	Operable	E5161.01-113-11-R0
13	8/0	Particleboard core	26" Full lite clear 1" tempered	<b>32</b>	<b>26</b>	Operable	h5905.02-113-11-r0
14	8/0	Particleboard core	26" Full lite clear 1" tempered	<b>33</b>	<b>27</b>	Inoperable	h5905.01-113-11-r0
15	8/0	Particleboard core	26" Full lite clear 1" with lami	<b>35</b>	<b>30</b>	Operable	h0862.01-113-11-r0
16	8/0	Particleboard core	26" Full lite clear 1" with lami	<b>38</b>	<b>31</b>	Inoperable	h0862.02-113-11-r0
17	8/0	Particleboard core	22" Full lite clear 1" with lami*	<b>35</b>	<b>30</b>	Operable	i3884.02-113-11-r0
18	8/0	Particleboard core	22" Full lite clear 1" with lami	<b>36</b>	<b>31</b>	Operable	i3885.02-113-11-r0
19	8/0	Particleboard core	22" Full lite clear 1" with lami*	<b>38</b>	<b>31</b>	Inoperable	i3884.01-113-11-r0
20	8/0	Particleboard core	22" Full lite clear 1" with lami	<b>38</b>	<b>32</b>	Inoperable	i3885.01-113-11-r0

### FIBERGLASS DOOR UNITS

ITEM	MAX DOOR SIZE	PANEL CORE CONSTRUCTION	GLAZING OPTION	STC <sup>1</sup>	OITC <sup>2</sup>	UNIT TYPE	ACOUSTIC TEST REPORT
21	6/8	Urethane Foam core	1/2 light decorative 1"	<b>25</b>	<b>24</b>	Operable	66071.01-113-11
22	6/8	Urethane Foam core	No Glass	<b>22</b>	<b>22</b>	Operable	66070.01-113-11
23	6/8	Particleboard core	No Glass	<b>30</b>	<b>29</b>	Operable	B1819.01-113-11
24	6/8	Urethane Foam core	Full lite clear 1/2" tempered	<b>27</b>	<b>N/A</b>	Operable	RAL-TL08-019
25	6/8	Urethane Foam core	Full lite decorative 1"	<b>28</b>	<b>27</b>	Operable	C1793.03-113-11
26	6/8	Urethane Foam core	Full lite clear 1" with lami	<b>29</b>	<b>28</b>	Operable	71333.01-113-11
27	6/8	Particleboard core	Full lite clear 1" with lami	<b>35</b>	<b>31</b>	Operable	A6241.01-113-11-A

Acoustical performance values determined in accordance with ASTM E90 Standard Test method for Laboratory Measurements of Airborne Sound Transmission Loss of Building Partitions. STC is calculated according to the algorithm described in ASTM E413 Classification of Rating Sound Installation. OITC is calculated according to the algorithm described in ASTM E1332 Standard classification for Determining of Outdoor-Indoor Transmission Class.

<sup>1</sup>Sound Transmission Class

<sup>2</sup>Outdoor-Indoor Transmission Class

\*ADA Sill

All testing was conducted at a certified independent laboratory. Units were assembled with Standard Masonite components (listed below) unless noted. Inswing adjustable sill, 4-9/16" wood jamba, foam compression weatherstrip, and bulb and fin sweep.

Performance for smaller door sizes is taken to be equivalent to the performance measured for larger doors of the same construction.

**Due to manufacturing, supply issues & discontinuations; specific styles and sizes of doors are subject to stock on-hand, and availability.**



MASONITE

## FIRE-RATED



- ▲ Masonite offers 20-minute fire doors with the same on-trend architectural characteristics of our fiberglass portfolio.
- ▲ Masonite runs extensive testing at their R&D center to ensure the most stringent fire-rated building codes are met.
- ▲ 20-minute fire-rating must be specified when ordering.

MASONITE





## ADA







- ▲ Masonite is proud to offer several door designs with 10" bottom rails.
- ▲ Complying with ADA (American Disabilities Act) standards the offerings are available in a number of steel and fiberglass designs to suit many styles of architecture.
- ▲ Masonite is continually creating new and innovative products that make every home more valuable and more enjoyable.
- ▲ Doors indicated as ADA eligible must be installed with ADA thresholds and ADA compliant hardware.


# Exterior Door Fire Ratings









MASONITE FIRE-RATED / ADA

		BARRINGTON® SIERRA® & FLAGSTAFF®		
		WIDTHS		
		2/8	2/10	3/0
	BSN – 2P camber-top			
	6/8			🔥
	8/0			🔥
	BSP – 2P plank camber-top			
	6/8			🔥
	8/0			🔥
	BSP – 1P plank camber-top			
	6/8			🔥
	8/0			🔥
	BFS – Flagstaff plank			
	6/8			🔥
	8/0			🔥

		HERITAGE SERIES™ FIR TEXTURED & SMOOTH		
		WIDTHS		
		2/8	2/10	3/0
	HFT – Craftsman 3P			
	6/8	🔥	🔥 ADA	🔥 ADA
	8/0	🔥	🔥 ADA	🔥 ADA
	HGS – Craftsman 3P			
	6/8	🔥	🔥 ADA	🔥 ADA
	8/0	🔥	🔥 ADA	🔥 ADA





		BELLEVILLE® MAHOGANY TEXTURED		
		WIDTHS		
		2/8	2/10	3/0
	BMT – Cheyenne 2p plank			
	6/8	🔥	🔥	🔥
	BMT – 6P			
	6/8	🔥 Non Stock	🔥 Non Stock	🔥 Non Stock
	8/0	🔥 Non Stock	🔥 Non Stock	🔥 Non Stock





		BELLEVILLE® FIR TEXTURED		
		WIDTHS		
		2/8	2/10	3/0
	BFT – 6P			
	6/8	🔥 Non Stock	🔥 Non Stock	🔥 Non Stock

		VISTAGRANDE® TEXTURED & SMOOTH FLUSH-GLAZED		
		WIDTHS		
		2/8	2/10	3/0
	VFT / VSG – 426			
	6/8			ADA Non Stock
	VFT / VSG – 810			
	8/0		ADA Non Stock	ADA Non Stock
	VFT / VSG – 826			
	8/0			ADA Non Stock
	VFT / VSG – 926			
	6/8			ADA Non Stock
	8/0			ADA Non Stock
	VFT / VSG – 106			
	6/8		ADA Non Stock	ADA Non Stock
	VFT / VSG – 126			
	6/8			ADA Non Stock
	VFT / VSG – 122			
	6/8		ADA Non Stock	ADA Non Stock
	8/0		ADA Non Stock	ADA Non Stock
	VFT / VSG – 404			
	6/8		ADA Non Stock	ADA Non Stock

🔥 – 20-Minute Fire-Rated / ADA – ADA eligible door / Please specify Fire-Rating or ADA when ordering  
 20-Minute positive pressure Category B with hose steam / Non Stock – Door is Special Order, All other doors are In Stock.



BELLEVILLE® OAK TEXTURED		WIDTHS				
		2/0	2/6	2/8	2/10	3/0
	BLT - Flush					
	6/8	🔥 Non Stock	🔥	🔥	🔥 Non Stock	🔥
	7/0	🔥 Non Stock	🔥 Non Stock	🔥 Non Stock	🔥 Non Stock	🔥
	BLT - 2P square					
	6/8			🔥	🔥	🔥
	BLT - 4P new england					
	6/8			🔥	🔥 Non Stock	🔥
	BLT - 6P					
	6/8			🔥	🔥	🔥
	7/0			🔥 Non Stock	🔥 ADA Non Stock	🔥 ADA
	8/0			🔥 Non Stock	🔥 Non Stock	🔥

BELLEVILLE® SMOOTH		WIDTHS				
		2/0	2/6	2/8	2/10	3/0
	BLS - Flush					
	6/8	🔥 Non Stock	🔥	🔥	🔥 Non Stock	🔥
	7/0	🔥 Non Stock	🔥 Non Stock	🔥 Non Stock	🔥 Non Stock	🔥 Non Stock
	BLS - 2P square					
	6/8			🔥	🔥	🔥
	BLS - 2P roman					
	6/8			🔥	🔥 ADA	🔥 ADA
	BLS - cheyenne 2p plank					
	6/8			🔥	🔥	🔥
	BLS - 4P new england					
	6/8			🔥	🔥 Non Stock	🔥
	BLS - 6P					
	6/8			🔥	🔥	🔥
	7/0			🔥 Non Stock	🔥 ADA Non Stock	🔥 ADA
	8/0			🔥 Non Stock	🔥 Non Stock	🔥

# Exterior Door & Glass Limited Warranty

## MASONITE LIMITED WARRANTY

Masonite's products are designed and built to high industry standards and are warrantable pursuant to the terms of this document.

This warranty applies to Products shipped by Masonite after August 1, 2019 that are installed in residential homes in the United States and Canada.

THIS WARRANTY IS NOT TRANSFERABLE.

THE RESIDENTIAL WARRANTY IS GRANTED ONLY TO THE ORIGINAL PURCHASER OF THE PRODUCT AND THE FIRST OWNER OF THE RESIDENTIAL HOME WHERE THE PRODUCT WAS ORIGINALLY INSTALLED. THE MULTI-RESIDENT WARRANTY IS GRANTED ONLY TO OWNER OF THE HOME OR BUILDING IN WHICH THE PRODUCT HAS BEEN INSTALLED AT THE TIME OF INSTALLATION (AND ITS BUILDER AND CONTRACTOR).

Subject to the terms stated herein, Masonite warrants that the products listed below ("Products") will be free from manufacturing defects in material and workmanship from the original date of shipment by Masonite until the end of the time periods outlined below.

### RESIDENTIAL PRODUCT WARRANTY (Table 1)

MASONITE PRODUCT	Coverage
<b>Fiberglass Doors</b> Barrington®, Belleville®, Heritage Series®, Oakcraft®, and VistaGrande®	<b>Lifetime*</b>
<b>Masonite Insulated Glass</b> Decorative glass and Miniblinds	<b>20 years</b>

\*The definition of "Lifetime" is as long as the original owner occupies the residential home where the Product was installed.

### MULTI-RESIDENT PRODUCT WARRANTY (Table 2)

MASONITE PRODUCT	Coverage
<b>Fiberglass Doors</b> Barrington®, Belleville®, Heritage Series®, Oakcraft®, and VistaGrande®	<b>5 years</b>
<b>Masonite Insulated Glass</b> Decorative glass and Miniblinds	<b>5 years</b>

### WARRANTY HOLDER CLASSIFICATIONS:

**Residential Warranty Holders:** If the Product is installed in (i) a new residential home and the first occupant owns the home or (ii) an existing owner-occupied residential home, and in each case, at the time of installation such owner is also responsible for Product replacement, then that owner is a Residential Warranty Holder. For example, assume the Product is installed in a condominium unit (a "home") in a multi-resident building. If the first occupant of the condominium unit is the first owner of that unit and is also responsible for Product replacement, then that owner is a Residential Warranty Holder; however, if the owner is not the first occupant or if someone else other than the owner (for example, the condominium association) is responsible for Product replacement, then the owner is not a Residential Warranty Holder.

**Multi-resident Warranty Holders:** If the Product is installed under conditions in which no one qualifies as a Residential Warranty Holder as described above, then the warranty holder is the owner of the home or building in which the Product has been installed at the time of installation (and its builder and contractor). That owner is classified as a Multi-Resident Warranty Holder. For example, this includes owners of multi-resident premises in which the occupant is not responsible (other than through periodic fees/other assessments) for Product replacement whether or not the occupant owns the residential home unit in the premises (including by example, certain condominiums, townhomes, duplexes, apartments, cooperatives).

### WARRANTY EXCLUSIONS:

- Improper installation, storage, care, handling or finishing, including, without limitation, a failure to follow the instructions set forth below, that accompany the Product, or as posted on Masonite's website from time to time.
- Failure to properly maintain the Product.
- Exposure of the Product to chemicals, acid or fumes, air pollutants, such as acid rain.
- Damage caused by improper handling, storage, abuse, vandalism, misuse, impact by foreign objects, acts of God, fire, explosions or other casualty.
- Any damage resulting from air and water infiltration during severe weather conditions.
- Any failure of the structure/building/foundation into which the Product is installed.
- Any issue due to alteration of the Product by other parties (such as cut downs or light cutouts).
- Damage caused by not properly finishing the Product or not finishing it in a timely manner (45 days from date of Masonite's original shipment unless prefinished by Masonite).
- Lite Frames and SDL bars need to be finished to be covered under warranty.

- Masonite does not warrant hardware such as locksets or other hardware. A separate written warranty may be provided from the manufacturer and included in the materials that accompany a Pre-Hung Door Unit.
- The finish on any Masonite supplied hardware is not warranted and is purchased "as is".
- Variations in color or texture in any primed or pre-finished Product coating.
- Normal wear and tear or natural weathering of surfaces including weather-strip and sweep.
- Damage or defect arising from or related to improper field finishing of all sides, front, back and all edges of the Product.
- Slight expansion or contraction of door panels, jambs and slabs due to varying environmental conditions.
- Structural integrity issues caused by improper installation of hardware or improper machining of the Product.
- Damage or poor Product performance resulting from the installation of Product in a condition that exceeds Product design standards or certified specs and/or does not conform to applicable building standards.
- Any warp, size, or squareness within the permitted tolerances including those listed below.
- Damage resulting from or related to a Product being installed behind a non-vented storm door or excessive heat due to being finished a dark color.
- Bubbles, lines, slight surfaced imperfections and slight discoloration are normal characteristics of fine hand-crafted glass and are not warranted.
- Acts of third parties.
- Non-uniformed fade or, color change after installation.

### PERMITTED DOOR TOLERANCES

- Size:** Width, Height and Thickness +/- 1/16" of a door
- Squareness:** +/- 1/8" measured corner to corner across the door's diagonal plane.
- Warp:** No more than 1/4" of warp as measured across the plane of the door in a section no greater than 3-6 x 7-0 in 1-3/4" or 3-0 x 7-0 in a 1-3/8" door. For doors that are larger than 3-6 x 7-0 but no greater than 8-0 in height and 4-0 in width, the warp shall not exceed 1/4" in a 3' by 7' section.

Masonite may defer action on any claims for warping for a period of up to 12 months from date of the claim to allow the door slab to adjust to local humidity and temperature conditions. This often remedies the issue.



**INSTALLATION INSTRUCTIONS:**

Refer to the installation instructions that are provided with the Product or that are found on the Masonite website.

Depending on the region, some areas require additional fasteners to install the unit.

Please check with local building codes for additional installation information.

Installation of a Product within 5 miles of any body of salt water will reduce the Warranty period (Lifetime or Warranties of 15 years or greater will be limited to 10 years, other warranties will be reduced by 50%).

**FINISHING INSTRUCTIONS:**

Refer to the installation instructions and finishing instructions on the Masonite website. Also, follow the coating manufacturer’s instructions carefully. Primer does not function as a sealer or moisture barrier and is not a coating.

Masonite recommends cleaning the Product a few times a year using mild detergent and warm water. Repainting or re-applying topcoat every 1 to 7 years will be required depending upon the weather exposure.

**STORAGE, CARE & HANDLING INSTRUCTIONS:**

The instructions below are highlights of certain storage, care and handling instructions. Other instructions may accompany the Product or be posted on Masonite’s website and should also be followed:

1. When Products are received they must be inspected immediately for quality, including correct size, machining, and finish (if factory finished).

2. Unfinished doors and frames must be finished within 45 days of original purchase with a national brand exterior grade paint or stain.
3. Prior to installation, the door/unit shall be stored so that it is not exposed to the elements or allowed to sit in a damp area or standing water.
4. When storing door slabs, keep the doors stacked horizontally and fully supported on a level surface, do not lean the doors vertically against a wall or other structure. When stacking doors, keep the top door covered at all times with a cover sheet, plywood or cardboard.
5. Masonite ships certain Products with spacers. In order to prevent Product distortion, it is required that the packaging spacers remain until the Product is removed to be hung.
6. Pre-hung door units should be stored vertically and secured to avoid accidentally falling over.

**HOW TO MAKE A CLAIM:**

If you detect a warranty issue, please promptly notify the person or company from whom you purchased the Product or the residential home where the Product was installed and provide the following information:

1. Description of the Product and a photo of the defect;
2. Name and address of the location of the Product and, if installed, the builder and/or the installer;
3. Proof of Sale if you bought the door and, if not, the date you purchased the residential home or date it was installed;

4. Detailed explanation of the defect; and,
5. Statement that the defect was not caused by any of the exceptions listed in this warranty.

At Masonite’s discretion, a warranty claim may be subject to site inspection.

**REMEDY AND LIABILITY LIMITATION:**

If a warranty issue is detected during the applicable warranty term, Masonite, in its sole discretion, will either a) repair or provide a replacement Product or component or b) will refund the original purchase price paid to Masonite for the product (Prorated price for glass see Table 3). The remaining warranty term for any replaced or repaired product will run from the date of the original door warranty. Masonite will not be liable for any labor, rehang charges, painting/staining, installation, incidental, special or consequential damages or other costs under this warranty.

**GLASS PRO-RATED WARRANTY (Table 3)**

Period (years)	Charge to Customer	refund to customer
0-5	None	100%
6	20%	80%
7	30%	70%
8	40%	60%
9	50%	50%
10	60%	40%
11-15	70%	30%
16-20	80%	20%

**MASONITE MAXIMUM LIABILITY IS LIMITED TO THE AMOUNT OF THE ORIGINAL PURCHASE PRICE PAID TO MASONITE. MASONITE IS NOT OBLIGATED AND THIS WARRANTY DOES NOT COVER THE COSTS OF LABOR, INSTALLATION OR FINISHING FOR ANY REPLACEMENT PRODUCT. THIS IS THE SOLE WARRANTY GRANTED TO ANY PARTY AND THERE ARE NO OTHER WARRANTIES GRANTED, EXPRESSED OR IMPLIED, INCLUDING IMPLIED WARRANTIES OF FITNESS FOR A PARTICULAR PURPOSE AND MERCHANTABILITY. MOREOVER, IN NO EVENT WILL MASONITE BE LIABLE FOR SPECIAL, INCIDENTAL OR CONSEQUENTIAL DAMAGES.**

Your rights may vary based on the laws in your state or province. If your state or province does not allow the exclusion of implied warranties, the length of any implied warranty shall be one year or the shortest time in excess of one year permitted under the applicable law. Similarly, if your state or province does not allow the exclusion of consequential, incidental or special damages, this limitation will not apply.

Unless Masonite agrees in writing to an alternative, any dispute under this warranty or related to the warranted Product, shall be resolved by mandatory arbitration administered by the American Arbitration

Association (“AAA”) and governed by the Federal Arbitration Act, 9 U.S.C. section 1 et seq. as interpreted by the U.S. Supreme Court and the U.S. Court of Appeals for the Eleventh Circuit. Such an arbitration shall be before a single arbitrator and conducted under the AAA Consumer Arbitration Rules in effect at the time of the arbitration. The parties agree not to exercise any option to proceed in any small-claims court and waive any such right. Any in-person arbitral proceedings shall occur in Tampa, Florida. If the arbitrator decides, based on evidence submitted, that the specified venue would result in undue hardship to the person making the claim (“claimant”), then the arbitration will occur in a location more convenient for the claimant as specified by the arbitrator. Neither you nor Masonite will be entitled to join or consolidate claims in arbitration.

**No representative of Masonite or any of its dealers or distributors has authority to modify this warranty or assume for Masonite any additional liability or responsibility in connection with this warranty. Only an officer of Masonite may vary the terms.**



# Prefinish Limited Warranty

PREFINISHED FIBERGLASS DOOR – LIMITED WARRANTY

## 5-Year Limited Residential Warranty

### EL & EL PREFINISHED FIBERGLASS DOORS

EL & EL Wood Products in-house Prefinished Fiberglass Doors will not crack, peel, check or blister on the surface or lose adhesion for a period of five years from the date of purchase. EL & EL will replace, repair or refund the original purchase price to replace any Prefinished Fiberglass Door failure under this warranty, does not include labor cost. Prehung Wood Frames are excluded from this warranty.

Failures or defects not covered under this warranty include, but are not limited to the following: improper packaging, handling, storage, installation, maintenance, cleaning products, warping and unit failure caused exposure to direct sunlight without proper overhang on dark-colored finishes e.g., Black, Brown Mahogany, or similar, on any surface of a door, or use of any top coat other than the manufactures recommended product, minor fading or exposure to harmful chemicals, fumes, vapors, scratches from pets or acts of God or any other cause of occurrence beyond the reasonable control of EL & EL Wood Products.

This warranty is applicable to the original purchaser and is not transferable. This warranty is for residential single-family homes only. EL & EL Wood Products makes no other warranty and sole responsibility is stated herein. A written notification must be submitted to EL & EL Wood Products Corp. for any warranty claim and an inspection of the defective product may be required. This prefinish warranty will be declared void: if the prefinished door is purchased with no hinge prep, no bore prep, and/or if any additional machining or modification is done to the door in the field.

This warranty update will be effective on orders placed on or after October 1st, 2021 (All previous warranty publications are hereby declared null and void).



**EL & EL Wood Products**

*Millwork that creates distinction.*





# EL & EL Wood Products

## Moulding, Doors & So Much More

### Moulding & More

Ultralight MDF Mouldings & Boards

Domestic MDF Mouldings & T&G

Solid & Primed FJ Pine Mouldings

Redwood & VG Fir Mouldings

**Hardwood Mouldings**

(Cherry, Maple, Mahogany, Superior & Knotty Alder, Poplar, Oak, Walnut)

**ValuFlex® Flexible Moulding**  
(Manufactured at EL & EL)

Unprotected FJ Primed Trimboard

**Bodyguard® Protected Exterior Trimboard & Siding**

**MiraTEC® & Extira® Treated Exterior Composite Trim & Shutter Board**

**Interior & Exterior Door Jams & Frames**  
(Primed FJ & Solid Pine, Poplar, Engineered FG & VG Fir, Oak, Cherry, Alder, Mahogany, Walnut, Composite)

Weatherstrip, Flashing & Shims

### Columns & Accessories

HB&G® Columns & Porch Systems

**Fypon® Polyurethane Beams & Accessories**

**Accessories**  
(Plinth Blocks, Rosettes, Base Corners, Dowels)

**Majestic Mantels®** (Assembled at EL & EL)  
Pre-built Shelves, Surrounds & Pilaster Kits

**Pocket Door Frames**  
(Assembled at EL & EL)

**Closet Material**  
(Shelving, Brackets, Poles, Edge Banding)

### Doors – Interior & Exterior

(Pre-hanging Available)

Knotty Alder Doors

Masonite® Clear & Knotty Pine Doors

Primed MDF & Clear Pine Louver Doors

Masonite® Solid Core Hardboard Doors

Masonite® Moulded Panel Doors

**Masonite® Fiberglass & Steel Exterior Doors**  
(Pre-hanging & Pre-finishing available)

Simpson® Interior & Exterior Doors

Shaker Doors (Primed, VG Fir & Alder)

Trimlite® Decorative Glass

**Barn Doors**  
(Knotty Alder, Knotty Pine & Primed MDF)

**Barn Door Hardware**  
(Rustic & Stainless Steel)

CoxUSA® Hardware Components

Masonite® Architectural Doors

RediFrame® & RediFlex® Steel Frames

Dormakaba® Hollow Metal Doors & Frames

Lites & Louvers

arauco

ValuFlex®

MAJESTIC  
Mantels

MIRATEC®

MASONITE®  
ARCHITECTURAL

REDIFRAME

TRIMLITE

HB&G

FYPON

BODYGUARD®  
real wood made better

MASONITE®  
DOORS

Simpson®  
Door Company

COXUSA

MASISA

dormakaba

Unparalleled Service

Next Day Delivery

Innovative Selection

Easy Ordering



## EL & EL Wood Products

Millwork that creates distinction.

Due to manufacturing, supply issues & discontinuations; specific styles and sizes of doors are subject to stock on-hand, and availability.



ElandELWoodProducts.com

# Moulding, Doors & So Much More



ElandELWoodProducts.com  
2021 © EL & EL Wood Products Corp.  
18012401.200924.10M

Due to manufacturing, supply issues & discontinuations; specific styles and sizes of doors are subject to stock on-hand, and availability.